

FILED
at 11:45 o'clock A M

APR 10 2018

PAULETTE WILLIAMS
COUNTY CLERK LIBERTY COUNTY, TEXAS
DEPUTY

AFFIDAVIT

**THE STATE OF TEXAS
COUNTY OF LIBERTY**

RE: Monthly Report of the County Treasurer, For the Month Ended January 31, 2018


The Monthly Report of the County Treasurer includes, but is not limited to, money received and disbursed; debts due to and owed by the county; and all other proceedings in the Treasurer's office that pertain to the financial standing of Liberty County. [LGC §114.026(a)(b)]

The County Treasurer's books and the Auditor's general ledger agree. The bank statements have been reconciled and any adjustments have been noted. This affidavit must state the amount of the cash and other assets that are in the custody of the County Treasurer at the time of examination. [LGC §114.026(d)]

TOTAL CASH AND INVESTMENTS HELD BY THE TREASURER ON JANUARY 31, 2018
\$21,108,086.24


Therefore, Kim Harris, Liberty County Treasurer, who being fully sworn, upon oath states that the aforementioned monthly report is true and correct to the best of her knowledge.

Filed with accompanying reports this, the 10th day of April, 2018,




Kim Harris, CRA, Liberty County Treasurer

The Monthly Report of the County Treasurer has been submitted for audit. The cash balances agree with the records of the County Auditor, as reconciled. [LGC §114.026(b)]



Dwayne Gott, CPA, Liberty County Auditor


At the regular meeting of the Commissioners' Court on April 10, 2018, Kim Harris, Liberty County Treasurer, presented the Treasurer's Report for the month ended January 31, 2018 for the inspection of the court. After reviewing the Treasurer's Report and having taken reasonable steps to ensure its accuracy, we, the undersigned members of the court, hereby approve the report, subject to independent auditors' review. We hereby affirm that the report complies with the statutes as referenced, and request that it be filed with the official minutes of this meeting. [LGC §114.026(c) and (d)]




Jay Knight, County Judge



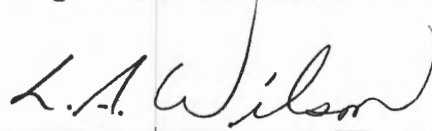
Bruce Karbowski, Commissioner, Pct. 1



Greg Arthur, Commissioner, Pct. 2



James 'Boo' Reaves, Commissioner, Pct. 3



Leon Wilson, Commissioner, Pct. 4

***Monthly Report of County Treasurer
For the Month Ended January 31, 2018***

***Prepared and submitted by Kim Harris, CPA
Liberty County Treasurer***

Monthly Report of County Treasurer
Prepared by Kim Harris, CPA, Liberty County Treasurer

Index to Report

	<u>Page</u>
<u>Section 1 - Cash Flow</u>	
Statement of Cash Receipts and Disbursements	
General Fund	1 - 3
Special Funds	4
Bank Collateral	
First Liberty National Bank	5
Prosperity Bank	6
Bond Indebtedness	7
<u>Section 2 - Investments</u>	8
<u>Section 3 - Benefits & Insurance</u>	9
<u>Section 4 - Receipt Register</u>	10-26
<u>Section 5 - Leave Liability Report</u>	27-42
<u>Section 6 - Check Register</u>	43-55

Section 1 – Cash Flow

Statement of Cash Receipts and Disbursements

**Liberty County, Texas - General Fund
 Combined Statement of Cash Receipts and Disbursements
 For the Month Ended January 31, 2018**

<u>Account Name</u>	<u>Balance 12/31/2017</u>	<u>Cash Receipts</u>	<u>Cash Disbursements</u>	<u>Balance 1/31/2018</u>
<u>GENERAL FUND</u>				
Cash	4,423,408.38	4,946,023.51	(2,788,517.88)	6,580,914.01
<u>DISTRICT ATTORNEY FUND</u>				
Cash	28,718.83	4,099.00	(1,292.62)	31,525.21
<u>DISTRICT ATTORNEY PROGRAMS</u>				
Cash - Special Investigative	925,566.17	0.00	(5,757.67)	919,808.50
Cash - Welfare Fraud	1,736.85	0.00	0.00	1,736.85
Cash - Crime Prevention	199.30	0.00	0.00	199.30
	<u>927,502.32</u>	<u>0.00</u>	<u>(5,757.67)</u>	<u>921,744.65</u>
<u>ROAD & BRIDGE FUND</u>				
Cash	1,603,887.59	1,317,926.38	(683,916.43)	2,237,897.54
<u>CHILD CRIMES SPEC. INV. GRANT</u>				
Cash	0.00	0.00	0.00	0.00
<u>CHILD ABUSE/FAMILY VIOLENCE FUND</u>				
Cash	0.00	187.51	0.00	187.51
<u>VICTIMS ASSISTANCE COORDINATOR</u>				
Cash	(14,862.07)	11,922.74	(4,962.12)	(7,901.45)
<u>LAND ACQUISITION ROW</u>				
Cash	1,064,983.99	31,620.00	0.00	1,096,603.99
<u>ELECTION SERVICE CONTRACT</u>				
Cash	26,594.13	0.00	0.00	26,594.13
<u>RECORDS MANAGEMENT - COUNTY CLERK</u>				
Cash	625,399.75	25,154.37	(72,039.86)	578,514.26
<u>DISTRICT CLERK - TDCJ ACCOUNT</u>				
Cash	16,213.06	0.00	0.00	16,213.06
<u>LAW LIBRARY FUND</u>				
Cash	22,316.61	2,905.00	(360.55)	24,861.06
<u>JP TECHNOLOGY FUND</u>				
Cash	140,066.32	2,182.42	(1,830.38)	140,418.36
<u>CO. & DIST. CLERK TECHNOLOGY</u>				
Cash	16,792.38	152.16	0.00	16,944.54
<u>COURT RECORD PRESERVATION</u>				
Cash	95,623.00	1,000.00	0.00	96,623.00
<u>CSCD - CIVIL FEES</u>				
Cash	(1,787.41)	0.00	0.00	(1,787.41)

**Liberty County, Texas - General Fund
 Combined Statement of Cash Receipts and Disbursements
 For the Month Ended January 31, 2018**

<u>Account Name</u>	<u>Balance 12/31/2017</u>	<u>Cash Receipts</u>	<u>Cash Disbursements</u>	<u>Balance 1/31/2018</u>
<u>CO. ATTY. - PRE-TRIAL DIVERSION</u>				
Cash	213,958.53	0.00	0.00	213,958.53
<u>HOMELAND SECURITY PROGRAM</u>				
Cash	0.00	0.00	0.00	0.00
<u>ADULT GANG INVESTIGATOR GRANT</u>				
Cash	(7,069.04)	0.00	0.00	(7,069.04)
<u>DISTRICT CLERK CHILD SUPPORT</u>				
Cash	15,995.24	0.00	0.00	15,995.24
<u>SECURITY FEE</u>				
Cash	63,291.73	5,558.57	(5,350.64)	63,499.66
<u>DISTRICT CLERK RECORDS MANAGEMENT</u>				
Cash	52,346.96	977.39	(1,237.95)	52,086.40
<u>COMMISSIONER'S COURT RECORDS MANAGEMENT</u>				
Cash	199,336.43	1,469.36	(460.00)	200,345.79
<u>CONSTABLES FORFEITURE FUND</u>				
Cash	37,258.33	0.00	0.00	37,258.33
Cash - Seizure	0.00	0.00	0.00	0.00
	37,258.33	0.00	0.00	37,258.33
<u>COUNTY SHERIFF</u>				
Cash - Forfeitures	0.00	0.00	0.00	0.00
Cash - Seizure	0.00	0.00	0.00	0.00
Cash - Special Investigative	0.00	0.00	0.00	0.00
	0.00	0.00	0.00	0.00
<u>DARE CONTRIBUTIONS</u>				
Cash	7,624.67	0.00	(2,569.87)	5,054.80
<u>DA FEDERAL FORFEITURE</u>				
Cash	26,384.31	0.00	0.00	26,384.31
<u>SHERIFF'S GRANTS</u>				
Cash	23,521.31	0.00	0.00	23,521.31
<u>CDBG GRANT #12-219-000-5519</u>				
Cash	(9,431.14)	204,943.50	0.00	195,512.36
<u>CDBG GRANT #13-307-000-7582</u>				
Cash	1,786.20	0.00	0.00	1,786.20
<u>CDBG GRANT #13-307-000-7583</u>				
Cash	0.00	0.00	0.00	0.00
<u>GLO CONTRACT #13-314-000-7601</u>				
Cash	(53,163.31)	27,640.32	(17,990.97)	(43,513.96)

**Liberty County, Texas - General Fund
 Combined Statement of Cash Receipts and Disbursements
 For the Month Ended January 31, 2018**

<u>Account Name</u>	<u>Balance 12/31/2017</u>	<u>Cash Receipts</u>	<u>Cash Disbursements</u>	<u>Balance 1/31/2018</u>
<u>C.O. SERIES 2008</u>				
Cash	3,742,743.63	2,098.22	0.00	3,744,841.85
<u>TDA #713290 HARDIN WS</u>				
Cash	0.00	0.00	0.00	0.00
<u>TDHCA #70090006</u>				
Cash	(0.00)	0.00	0.00	(0.00)
<u>FEMA Road & Bridge Projects</u>				
Cash	1,159,449.51	249,061.30	(158,971.76)	1,249,539.05
<u>GRANT - DRS #10099</u>				
Cash	(5,223.82)	18,856.35	0.00	13,632.53
<u>COUNTY OFFICIALS FUND</u>				
Cash	430,655.86	9,029.66	(6,265.21)	433,420.31
<u>STATE COURT COST FUND</u>				
Cash	209,859.61	74,863.86	(191,770.77)	92,952.70
<u>COUNTY ATTORNEY CHECK COLLECTIONS</u>				
Cash	28,037.04	0.00	(2,710.32)	25,326.72
<u>OLD RIVER DRAINAGE DISTRICT #1</u>				
Cash	14.04	0.00	0.00	14.04
<u>JUVENILE PROBATION</u>				
Cash	29,819.15	32,698.00	(39,070.92)	23,446.23
<u>DA SEIZURES</u>				
Cash	(0.00)	0.00	0.00	(0.00)
<u>GRAND TOTALS</u>	15,142,052.12	6,970,369.62	(3,985,075.92)	18,127,345.82

**Liberty County, Texas - Special Funds
 Combined Statement of Cash Receipts and Disbursements
 For the Month Ended January 31, 2018**

<u>Account Name</u>	<u>12/31/2017 Balance</u>	<u>Cash Receipts</u>	<u>Cash Disbursements</u>	<u>1/31/2018 Balance</u>
<u>SHERIFF'S SEIZURE</u>				
Cash	110,375.26	32.81	0.00	110,408.07
<u>CSCD - CIVIL FEES</u>				
Cash	21,533.84	1,430.31	(1,365.65)	21,598.50
<u>OLD RIVER DRAINAGE DISTRICT</u>				
Cash	843,905.89	43,601.63	(19,565.01)	867,942.51
<u>DEBT SERVICE</u>				
Cash	480,202.20	282,959.62	(135,143.25)	628,018.57
<u>BENEFITS & INSURANCE</u>				
Cash	918,323.67	492,991.00	(587,088.67)	824,226.00
<u>CS & CD PROGRAMS</u>				
Cash	576,505.57	125,166.21	(184,921.65)	516,750.13
<u>PAYROLL CLEARING</u>				
Cash - Deduction Clearing A/C	11,495.99	1,653,893.47	(1,654,998.62)	10,390.84
Cash - Payroll	1,393.91	21,083.51	(21,071.62)	1,405.80
FUND TOTALS	12,889.90	1,674,976.98	(1,676,070.24)	11,796.64
<u>GRAND TOTALS</u>	2,963,736.33	2,621,158.56	(2,604,154.47)	2,980,740.42

Bank Collateral

Pledge Security Listing

January 31, 2018

Description	Safekeeping Location	Safekeeping Receipt	Coupon	Maturity Date	Call Date	Moodly	S&P	Fitch	ASC 320	Face Amount	Current Par	Current Book Value	Market Value	Gain(Loss)
SABINE PASS TX ISD	TIB		2.50	08/15/2027	08/15/2022	NR	AAA	NR	AFS	200,000	200,000.00	203,899.13	202,082.00	(1,817.11)
WACO TX ISD	TIB		0.00	08/15/2020		Aaa	NR	NR	AFS	750,000	750,000.00	689,433.41	710,865.00	21,431.59
HARDIN TX ISD	TIB		2.00	08/15/2020		Aaa	NR	NR	AFS	290,000	290,000.00	296,810.88	291,771.90	(5,038.98)
LULING TX ISD	TIB		3.00	08/15/2020		NR	AAA	NR	AFS	265,000	265,000.00	277,580.61	273,241.50	(4,339.11)
DAYTON TX	TIB		2.00	02/01/2019		NR	AA-	NR	AFS	565,000	565,000.00	570,550.50	567,118.75	(3,431.25)
FNMA MA2233			2.50	04/01/2025		AAA	AA+	AAA	AFS	2,500,000	1,353,350.43	1,363,075.62	1,348,388.71	(14,686.91)
Total for Liberty County Treasurer										4,570,000	3,423,350.43	3,401,350.15	3,393,467.86	(7,882.29)

Pledge Security Listing

January 31, 2018

EL CAMPO, TX

Description	Safekeeping Location	Safekeeping Receipt	Coupon	Maturity Date	Call Date	Moody	S&P	Fitch	ASC 320	Face Amount	Current Par	Current Book Value	Market Value	Gain(Loss)
LIBERTY COUNTY TREASURER														
FHLMC G12454	FHLB	x	5.50	11/01/2021		AAA	AA+	AAA	HTM	4,000,000	64,538.60	64,538.67	67,181.04	2,642.37
FHLMC G12398	FHLB	x	6.00	09/01/2021		AAA	AA+	AAA	HTM	1,000,000	17,070.19	17,070.20	17,878.91	808.71
FHLMC E01602	FHLB	x	4.50	03/01/2019		AAA	AA+	AAA	HTM	13,600,000	99,781.43	99,781.56	100,704.66	923.10
FNMA 797776	FHLB	x	4.50	03/01/2020		AAA	AA+	AAA	HTM	33,723,844	305,613.91	305,614.22	311,547.44	5,933.22
FNMA 889901	FHLB	x	4.50	09/01/2020		AAA	AA+	AAA	HTM	12,892,835	178,763.80	178,763.88	180,512.38	1,748.50
FNMA 890501	FHLB		2.00	11/01/2027		AAA	AA+	AAA	HTM	9,000,000	4,479,409.80	4,524,948.91	4,381,431.53	(143,517.28)
FNMA 890501	FHLB		2.00	11/01/2027		AAA	AA+	AAA	HTM	18,000,000	8,958,819.60	9,051,018.08	8,762,863.07	(196,158.61)
FNMA AL3041	FHLB		2.00	02/01/2028		AAA	AA+	AAA	HTM	2,991,925	1,522,170.24	1,535,198.92	1,469,408.01	(65,790.91)
FHLMC J22739	FHLB		2.50	03/01/2028		AAA	AA+	AAA	HTM	4,310,816	2,111,113.12	2,111,113.12	2,092,007.56	(19,105.56)
FHLMC G18497	FHLB		3.00	01/01/2029		AAA	AA+	AAA	HTM	8,000,000	3,947,107.36	4,023,796.24	3,991,512.36	(52,283.88)
FNMA AX7595	FHLB		2.50	01/01/2030		AAA	AA+	AAA	HTM	2,000,000	1,183,352.38	1,213,360.65	1,172,273.26	(41,087.40)
FNMA AL8048	FHLB		3.00	11/01/2032		AAA	AA+	AAA	HTM	500,000	351,439.27	364,331.24	355,239.20	(9,092.03)
FNMA AS8102	FHLB		2.50	10/01/2031		AAA	AA+	AAA	HTM	9,000,000	7,757,303.13	7,951,559.50	7,679,827.06	(271,732.13)
Total for LIBERTY COUNTY TREASURER										119,019,420	30,976,482.83	31,441,095.19	30,582,386.48	(858,708.70)

Bond Indebtedness

Liberty County, Texas

Future Debt Service Requirements

As of January 31, 2018

FYE 9/30	GO Refunding, Series 2010			GO Refunding, Series 2012			Annual Total
	Principal	Interest	Total	Principal	Interest	Total	
2018	235,000	63,900	298,900	1,125,000	71,093	1,196,093	1,494,993
2019	245,000	118,400	363,400	1,145,000	122,949	1,267,949	1,631,349
2020	255,000	108,600	363,600	1,165,000	103,370	1,268,370	1,631,970
2021	265,000	98,400	363,400	1,190,000	83,448	1,273,448	1,636,848
2022	280,000	87,800	367,800	1,210,000	63,099	1,273,099	1,640,899
2023	290,000	76,600	366,600	1,230,000	42,408	1,272,408	1,639,008
2024	300,000	65,000	365,000	1,250,000	21,373	1,271,373	1,636,373
2025	310,000	53,000	363,000				363,000
2026	325,000	40,600	365,600				365,600
2027	335,000	27,600	362,600				362,600
2028	355,000	14,200	369,200				369,200
Total	\$3,195,000	\$754,100	\$3,949,100	\$8,315,000	\$507,740	\$8,822,740	\$12,771,840

Section 2 – Investments

INVESTMENTS

Liberty County accepted bids for a four-year depository contract in May, 2015. Commissioners Court voted to accept Prosperity Bank as depository.

Liberty County funds are currently invested in the following:

Interest-Bearing Accounts

Interest-bearing checking and money market accounts are held at Prosperity Bank. Under the terms of the four-year contract with Prosperity Bank beginning June 1, 2015, interest will be paid as follows:

NOW Account (Checking with Interest)

Prosperity Bank's posted NOW Account rate, as it changes, plus .10% with a floor of .35%

Money Market Account

Prosperity Bank's posted Prosperfect MMA rate, as it changes, with a floor of .40%

Total interest earned on Prosperity Bank accounts for the month of January, 2018 was \$4,076.04.

Certificate of Deposit

A 24-month certificate of deposit was purchased from First Liberty National Bank on June 16, 2016 in the amount of \$1,800,000.00. The annual interest rate on the C.D. is 1.05%. These funds are reserved for use under the terms of the Liberty County 2008 Certificates of Obligation and are secured by appropriate collateral pledged by First Liberty National Bank.

Interest paid on the Certificate of Deposit from opening on June 16, 2016 through February 15, 2018 was \$31,850.94. The balance of the C.D. at February 15, 2018 was \$1,831,850.94.


TexSTAR and LOGIC Government Investment Pool

In January, 2018, the following amounts were invested/earned in TexSTAR:

<u>Account</u>	<u>Original Investment</u>	<u>January Interest</u>	<u>January 31, 2018 Cumulative Balance</u>
General Fund (TexSTAR)	\$5,000,000.00	\$5,482.85	\$5,009,889.65
C.O. 2008 (TexSTAR)	\$1,900,000.00	\$2,083.48	\$1,903,758.05
General Fund (LOGIC)	\$ 1,000.00	\$ 1.27	\$ 1,001.94

This report is made in accordance with provisions of Government Code 2256 (Section 2256.023), the Public Funds Investment Act. The investments held in the Liberty County portfolio comply with the Public Funds Investment Act and the Liberty County Investment Policy.

Submitted to Commissioners Court of Liberty County on April 10, 2018 by:



Kim Harris, Liberty County Investment Officer

Section 3 – Benefits & Insurance

**LIBERTY COUNTY BENEFITS AND INSURANCE
FINANCIAL REPORT
FOR THE CALENDAR YEAR ENDED DECEMBER 31, 2018
PREPARED AND SUBMITTED BY KIM HARRIS, TREASURER**

	<u>Payroll Contrib.</u>	<u>Interest Earned</u>	<u>Retiree/ COBRA</u>	<u>Other</u>	<u>Explanation for Other</u>	<u>Contract Firm Fdtns.</u>	<u>Claims BCBS</u>	<u>Admin./Prem.</u>	<u>Premium Life Ins.</u>	<u>WageWorks Fee</u>	<u>Net Change per Month</u>	<u>Account Balance</u>
Beg. Bal.												918,323.67
January	471,340.07	280.06	13,699.61			(19,740.34)	(510,203.33)	(46,334.71)	(3,139.03)		(94,097.67)	824,226.00
February											0.00	824,226.00
March											0.00	824,226.00
April											0.00	824,226.00
May											0.00	824,226.00
June											0.00	824,226.00
July											0.00	824,226.00
August											0.00	824,226.00
September											0.00	824,226.00
October											0.00	824,226.00
November											0.00	824,226.00
December											0.00	824,226.00
Total	<u>471,340.07</u>	<u>280.06</u>	<u>13,699.61</u>	<u>0.00</u>		<u>(19,740.34)</u>	<u>(510,203.33)</u>	<u>(46,334.71)</u>	<u>(3,139.03)</u>	<u>0.00</u>	<u>(94,097.67)</u>	<u>824,226.00</u>
	<u>471,340.07</u>	Avg. P/R Contrib/Month				Avg. Claims/Month	<u>(510,203.33)</u>					

Additional contributions received from General Fund:

Comm. Court, June 29, 2010, Agenda #7	1,000,000.00
Comm. Court, Jan. 11, 2011, Agenda #14	500,000.00
Comm. Court, July 26, 2011, Agenda #25	500,000.00
Comm. Court, Dec. 20, 2011, Agenda #15	500,000.00
Comm. Court, April 24, 2012, Agenda #30	500,000.00
Comm. Court, Nov. 27, 2012, Agenda #19	128,000.00
Comm. Court, Feb. 12, 2013, Agenda #30	500,000.00
	<u>3,628,000.00</u>

Section 4 – Receipt Register

RECEIPT REGISTER
RECEIPT DATES FROM 01/01/2018 TO 01/31/2018

RCT108 PAGE 1

RECEIPT NUMBER	DATE	STATUS	CASH/	CHECK/	MONEYORDER/	EFT/	OTHER/	/	RECEIPT AMOUNT
45667	01/02/2018	PX SHERIFF'S DEPARTMENT		555.00					555.00
45668	01/02/2018	PX COMMISSIONER BRUCE KARBOWSKI		200.00					200.00
45669	01/02/2018	PX COMMISSIONER BRUCE KARBOWSKI	1,033.00						1,033.00
45670	01/02/2018	PX COMMISSIONER BRUCE KARBOWSKI	704.00						704.00
45671	01/02/2018	PX THOMSON REUTERS		217.66					217.66
45672	01/02/2018	PX TEXAS COMPTROLLER OF PUBLIC ACCOU		76.00					76.00
45673	01/02/2018	PX COUNTY CLERK		593.00					593.00
45674	01/02/2018	PX COUNTY CLERK		738.00					738.00
45675	01/02/2018	PX COUNTY CLERK		10,577.00					10,577.00
45676	01/02/2018	PX COUNTY CLERK		3,138.00					3,138.00
45677	01/02/2018	PX RETIREE			289.92				289.92
45678	01/02/2018	PX RETIREE		144.00					144.00
45679	01/02/2018	PX COUNTY CLERK		607.05					607.05
45680	01/02/2018	PX COUNTY CLERK		2,540.50					2,540.50
45681	01/02/2018	PX RETIREE		399.80					399.80
45682	01/02/2018	PX COUNTY CLERK		297.00					297.00
45683	01/02/2018	PX RETIREE		1,310.52					1,310.52
45684	01/02/2018	PX COUNTY CLERK		889.00					889.00
45685	01/02/2018	PX COUNTY CLERK		1,379.00					1,379.00

RECEIPT REGISTER
RECEIPT DATES FROM 01/01/2018 TO 01/31/2018

RECEIPT NUMBER DATE STATUS	CASH/	CHECK/	MONEYORDER/	EFT/	OTHER/	/	RECEIPT AMOUNT
45686 01/02/2018 PX DISTRICT CLERK		1,592.00					1,592.00
45687 01/02/2018 PX UNIVERSITY OF TEXAS MEDICAL BRANC				2,500.00			2,500.00
45688 01/02/2018 PR STATE COMPTROLLER-DIRECT DEPOSIT				6,080.02			6,080.02
45689 01/02/2018 PX STATE COMPTROLLER-DIRECT DEPOSIT				27,640.32			27,640.32
45690 01/02/2018 PX DISTRICT ATTORNEY		200.00					200.00
45691 01/02/2018 PX JUDGE CODY PARRISH		302.10					302.10
45692 01/02/2018 PX DISTRICT CLERK		1,668.90					1,668.90
45693 01/02/2018 PX ENGINEERING	550.00	100.00					650.00
45694 01/02/2018 PX HOUSING AUTHORITY		5,511.42					5,511.42
45695 01/02/2018 PX TAX COLLECTOR		9,240.28					9,240.28
45696 01/03/2018 PX SHERIFF'S DEPARTMENT		120.00					120.00
45697 01/03/2018 PX ENGINEERING	1,200.00	100.00					1,300.00
45698 01/03/2018 PX PROSPERITY BANK				6,110.73			6,110.73
45699 01/03/2018 PX JUDGE LARRY WILBURN		3,529.50					3,529.50
45700 01/03/2018 PX JUDGE RALPH FULLER		9,909.80					9,909.80
45701 01/03/2018 PX JUDGE CODY PARRISH	531.00	1,640.10					2,171.10
45702 01/03/2018 PX DISTRICT CLERK		1,362.94					1,362.94
45703 01/04/2018 PX TSA TREASUER 310				2,540.00			2,540.00
45704 01/04/2018 PX MAINTENANCE DEPARTMENT		434.16					434.16

RECEIPT REGISTER
 RECEIPT DATES FROM 01/01/2018 TO 01/31/2018

RECEIPT NUMBER	DATE	STATUS	CASH/	CHECK/	MONEYORDER/	EFT/	OTHER/	/	RECEIPT AMOUNT
45705	01/04/2018	PX COUNTY CLERK		8.33					8.33
45706	01/04/2018	PX COUNTY CLERK		830.00					830.00
45707	01/04/2018	PX COUNTY CLERK		332.00					332.00
45708	01/04/2018	PX COUNTY CLERK		9,156.00					9,156.00
45709	01/04/2018	PX COUNTY CLERK		128.00					128.00
45710	01/04/2018	PX COUNTY CLERK		1,461.00					1,461.00
45711	01/04/2018	PX COUNTY CLERK		1,325.00					1,325.00
45712	01/04/2018	PX COUNTY CLERK		314.00					314.00
45713	01/04/2018	PX COUNTY CLERK		1,050.00					1,050.00
45714	01/04/2018	PX COUNTY CLERK		501.10					501.10
45715	01/04/2018	PX COUNTY CLERK		1,285.10					1,285.10
45716	01/04/2018	PX COUNTY CLERK		3,554.00					3,554.00
45717	01/04/2018	PX COUNTY CLERK		531.00					531.00
45718	01/04/2018	PX COUNTY CLERK		976.00					976.00
45719	01/04/2018	PX COUNTY CLERK		2,513.25					2,513.25
45720	01/04/2018	PX COUNTY CLERK		360.00					360.00
45721	01/04/2018	PX COUNTY CLERK		6,183.00					6,183.00
45722	01/04/2018	PX JUDGE CAIN		31.17					31.17
45723	01/04/2018	PX DISTRICT CLERK		1,274.00					1,274.00

RECEIPT REGISTER
 RECEIPT DATES FROM 01/01/2018 TO 01/31/2018

RCT108 PAGE 4

RECEIPT NUMBER DATE	STATUS	CASH/	CHECK/	MONEYORDER/	EFT/	OTHER/	/	RECEIPT AMOUNT
45724 01/04/2018 PX CONSTABLE ROBBY THORNTON			225.00					225.00
45725 01/04/2018 PX TAX COLLECTOR			6,242.24					6,242.24
45726 01/04/2018 PX COBRA OIL AND GASS CORP - REVENUE			22.76					22.76
45727 01/04/2018 PX ADULT PROBATION			4.73					4.73
45728 01/04/2018 PX CHAMBERS CO. SUPERVISION & CORREC			38,225.00					38,225.00
45729 01/04/2018 PX CHAMBERS CO. SUPERVISION & CORREC			216.00					216.00
45730 01/04/2018 PX COMMISSIONER GREG ARTHUR		1,582.50	1,157.00					2,739.50
45731 01/05/2018 PX CH&P MANAGEMENT, LLC			13,794.68					13,794.68
45732 01/05/2018 PX BOND SUPERVISION		20.00						20.00
45733 01/05/2018 PX BOND SUPERVISION		130.00	50.00					180.00
45734 01/05/2018 PX JUDGE HEBERT			1,461.10					1,461.10
45735 01/05/2018 PX ENGINEERING		1,382.00	4,750.00					6,132.00
45736 01/05/2018 PX ENGINEERING		900.00	1,100.00					2,000.00
45737 01/05/2018 PX RETIREE			289.92					289.92
45738 01/05/2018 PX STATE COMPTROLLER-DIRECT DEPOSIT					18,856.35			18,856.35
45739 01/05/2018 PX SSA TREASURER - DIRECT DEPOSIT					2,400.00			2,400.00
45740 01/08/2018 PX INDIGENT HEALTH CARE			153.75					153.75
45741 01/08/2018 PX CONSTABLE JOSLIN			150.00					150.00
45742 01/08/2018 PX CONSTABLE JOSLIN			75.00					75.00

RECEIPT REGISTER
RECEIPT DATES FROM 01/01/2018 TO 01/31/2018

RECEIPT NUMBER DATE	STATUS	CASH/	CHECK/	MONEYORDER/	EFT/	OTHER/	/	RECEIPT AMOUNT
45743 01/08/2018	PX SHERIFF'S DEPARTMENT		90.00					90.00
45744 01/08/2018	PX COMMISSIONER BRUCE KARBOWSKI		598.00					598.00
45745 01/08/2018	PX JUDGE LARRY WILBURN		4,626.10					4,626.10
45746 01/08/2018	PX JUDGE RALPH FULLER		4,080.10					4,080.10
45747 01/08/2018	PX RETIREE	96.64						96.64
45748 01/08/2018	PX JUDGE CODY PARRISH	1,017.60	380.00					1,397.60
45749 01/08/2018	PX JUDGE DAVIS	376.00	374.00					750.00
45750 01/08/2018	PX JUDGE DAVIS	405.00	442.00					847.00
45751 01/08/2018	PX DISTRICT ATTORNEY	100.00	575.00					675.00
45752 01/09/2018	PX SHERIFF'S DEPARTMENT		727.51					727.51
45753 01/09/2018	PX SHERIFF'S DEPARTMENT		1,124.40					1,124.40
45754 01/09/2018	PX JUDGE CODY PARRISH	1,523.10	2,133.60					3,656.70
45755 01/09/2018	PX CONSTABLE MARK DAVISON PCT 3		75.00					75.00
45756 01/09/2018	PX RETIREE	72.48						72.48
45757 01/09/2018	PX CONSTABLE JOHNSTON PCT 1		75.00					75.00
45758 01/09/2018	PX RETIREE		3,198.40					3,198.40
45759 01/09/2018	PX COUNTY CLERK		963.00					963.00
45760 01/09/2018	PX COUNTY CLERK		60.00					60.00
45761 01/09/2018	PX COUNTY CLERK		5,240.00					5,240.00

RECEIPT REGISTER
RECEIPT DATES FROM 01/01/2018 TO 01/31/2018

RECEIPT NUMBER	DATE	STATUS	CASH/	CHECK/	MONEYORDER/	EFT/	OTHER/	/	RECEIPT AMOUNT
45762	01/09/2018	PX COUNTY CLERK		1,228.00					1,228.00
45763	01/09/2018	PX COUNTY CLERK		410.00					410.00
45764	01/09/2018	PX COUNTY CLERK		3,360.00					3,360.00
45765	01/09/2018	PX DISTRICT ATTORNEY	1,800.00						1,800.00
45766	01/09/2018	PX DISTRICT CLERK		2,479.00					2,479.00
45767	01/09/2018	PX DISTRICT CLERK		748.00					748.00
45768	01/09/2018	PX DISTRICT CLERK		2,215.97					2,215.97
45769	01/09/2018	PX ENGINEERING	1,100.00	400.00					1,500.00
45770	01/09/2018	PX ENGINEERING	1,700.00	700.00					2,400.00
45771	01/09/2018	PR ENGINEERING		2,638.00					2,638.00
45772	01/09/2018	PX RETIREE		144.96					144.96
45773	01/10/2018	PX SHERIFF'S DEPARTMENT		120.00					120.00
45774	01/10/2018	PX COMMISSIONER GREG ARTHUR	1,625.50	9,355.40					10,980.90
45775	01/10/2018	PX GENERAL FUNDS		489,804.21					489,804.21
45776	01/10/2018	PX GENERAL FUNDS		170,062.70					170,062.70
45777	01/10/2018	PX GENERAL FUNDS		236,825.81					236,825.81
45778	01/10/2018	PX GENERAL FUNDS		6,316.33					6,316.33
45779	01/10/2018	PX GENERAL FUNDS		3,749.48					3,749.48
45780	01/10/2018	PX GENERAL FUNDS		100.00					100.00

RECEIPT REGISTER
 RECEIPT DATES FROM 01/01/2018 TO 01/31/2018

RECEIPT NUMBER	DATE	STATUS	CASH/	CHECK/	MONEYORDER/	EFT/	OTHER/	/	RECEIPT AMOUNT
45781	01/10/2018	PX JUDGE WADE BROWN		5,026.10					5,026.10
45782	01/10/2018	PX JUDGE WADE BROWN		1,277.00					1,277.00
45783	01/10/2018	PX COUNTY CLERK		1,004.10					1,004.10
45784	01/10/2018	PX COUNTY CLERK		754.80					754.80
45785	01/10/2018	PX COUNTY CLERK		3,378.75					3,378.75
45786	01/10/2018	PX COUNTY CLERK		473.00					473.00
45787	01/10/2018	PX COUNTY CLERK		220.00					220.00
45788	01/10/2018	PX COUNTY CLERK		8,494.00					8,494.00
45789	01/10/2018	PX DISTRICT CLERK		3,735.10					3,735.10
45790	01/10/2018	PX PROSPERITY BANK				3,932.62			3,932.62
45791	01/10/2018	PX RETIREE		1,085.63					1,085.63
45792	01/10/2018	PX ENGINEERING	1,200.00	3,123.00					4,323.00
45793	01/10/2018	PX DISTRICT ATTORNEY		40.00					40.00
45794	01/11/2018	PX JOY RESOURCES, INC.		1.69					1.69
45795	01/11/2018	PX COMMISSIONER BRUCE KARBOWSKI		200.00					200.00
45796	01/11/2018	PX TAX COLLECTOR				282,725.08			282,725.08
45797	01/11/2018	PX TAX COLLECTOR				2,150.00			2,150.00
45798	01/11/2018	PX TAX COLLECTOR				4,595.06			4,595.06
45799	01/11/2018	PX TAX COLLECTOR				5,162,425.66			5,162,425.66

RECEIPT REGISTER
RECEIPT DATES FROM 01/01/2018 TO 01/31/2018

RECEIPT NUMBER DATE STATUS	CASH/	CHECK/	MONEYORDER/	EFT/	OTHER/	/	RECEIPT AMOUNT
45800 01/11/2018 PX OLD RIVER DRAINAGE DIST #1				43,341.58			43,341.58
45801 01/11/2018 PX SOUTH TEXAS ATM				65.50			65.50
45802 01/11/2018 PX JUDGE LARRY WILBURN		6,340.10					6,340.10
45803 01/11/2018 PX JUDGE LARRY WILBURN		5,061.13					5,061.13
45804 01/11/2018 PX ENGINEERING	1,776.00	650.00					2,426.00
45805 01/11/2018 PX DISTRICT CLERK		1,051.69					1,051.69
45806 01/11/2018 PX COMMISSIONER BRUCE KARBOWSKI		44.90					44.90
45807 01/12/2018 PX SHERIFF'S DEPARTMENT		210.00					210.00
45808 01/12/2018 PX SHERIFF'S DEPARTMENT		85.00					85.00
45809 01/12/2018 PX BOND SUPERVISION	647.00	40.00					687.00
45810 01/12/2018 PX STATE COMPTROLLER-DIRECT DEPOSIT				299,245.17			299,245.17
45811 01/12/2018 PX SHERIFF'S DEPARTMENT		1,390.50					1,390.50
45812 01/12/2018 PX ENGINEERING	950.00	1,750.00					2,700.00
45813 01/12/2018 PX JUDGE HEBERT		2,081.00					2,081.00
45814 01/18/2018 PX COMMISSIONER BRUCE KARBOWSKI	564.00	8.00					572.00
45815 01/18/2018 PX SHERIFF'S DEPARTMENT		4,848.00					4,848.00
45816 01/18/2018 PX JUDGE CODY PARRISH	1,574.10	1,283.60					2,857.70
45817 01/18/2018 PX GOVDEALS INC		391.95					391.95
45818 01/18/2018 PX FARRAH HARPER- ATTORNEY AT LAW		1,175.00					1,175.00

RECEIPT REGISTER
RECEIPT DATES FROM 01/01/2018 TO 01/31/2018

RECEIPT NUMBER	DATE	STATUS	CASH/	CHECK/	MONEYORDER/	EFT/	OTHER/	/	RECEIPT AMOUNT
45819	01/18/2018	PX RETIREE		24.16					24.16
45820	01/18/2018	PX DISTRICT CLERK		4,814.88					4,814.88
45821	01/18/2018	PX JUDGE LARRY WILBURN		5,047.20					5,047.20
45822	01/18/2018	PX DISTRICT CLERK		6,253.00					6,253.00
45823	01/18/2018	PX STATE COMPTROLLER-DIRECT DEPOSIT					11,922.74		11,922.74
45824	01/18/2018	PX RETIREE		399.80					399.80
45825	01/18/2018	PX COMMISSIONER GREG ARTHUR	1,343.00						1,343.00
45826	01/18/2018	PX COMMISSIONER GREG ARTHUR	133.00	218.95					351.95
45827	01/18/2018	PX COMMISSIONER GREG ARTHUR		425.00					425.00
45828	01/18/2018	PX JUDGE WADE BROWN		4,020.20					4,020.20
45829	01/18/2018	PX COUNTY CLERK		2,231.25					2,231.25
45830	01/19/2018	PX RETIREE		65.12					65.12
45831	01/19/2018	PX JUDGE HEBERT		3,917.20					3,917.20
45832	01/19/2018	PX SHERIFF'S DEPARTMENT		675.00					675.00
45833	01/19/2018	PX JUDGE RALPH FULLER		10,062.00					10,062.00
45834	01/19/2018	PX COUNTY CLERK		692.10					692.10
45835	01/19/2018	PX COUNTY CLERK		1,801.00					1,801.00
45836	01/19/2018	PX TAX COLLECTOR		27,113.04					27,113.04
45837	01/19/2018	PX COUNTY CLERK		2,866.00					2,866.00

RECEIPT REGISTER
RECEIPT DATES FROM 01/01/2018 TO 01/31/2018

RECEIPT NUMBER	DATE	STATUS	CASH/	CHECK/	MONEYORDER/	EFT/	OTHER/	/	RECEIPT AMOUNT
45838	01/19/2018	PX TAX COLLECTOR		63,240.00					63,240.00
45839	01/19/2018	PX COUNTY CLERK		743.00					743.00
45840	01/19/2018	PX COUNTY CLERK		914.10					914.10
45841	01/19/2018	PX COUNTY CLERK		7,988.00					7,988.00
45842	01/19/2018	PX JUDGE CODY PARRISH	2,093.00	2,947.80					5,040.80
45843	01/19/2018	PX CONSTABLE JOHNSTON PCT 1		99.00					99.00
45844	01/22/2018	PX COMMISSIONER BRUCE KARBOWSKI	847.00						847.00
45845	01/22/2018	PX ENGINEERING	1,550.00	1,500.00					3,050.00
45846	01/22/2018	PX ENGINEERING	1,400.00	750.00					2,150.00
45847	01/22/2018	PX RETIREE	24.16						24.16
45848	01/22/2018	PX CONSTABLE MARK DAVISON PCT 3			75.00				75.00
45849	01/22/2018	PX DISTRICT ATTORNEY	420.00						420.00
45850	01/22/2018	PX RETIREE		831.12					831.12
45851	01/22/2018	PX TAX COLLECTOR		77,819.65					77,819.65
45852	01/22/2018	PX COUNTY AUDITOR		544.20					544.20
45853	01/22/2018	PX COUNTY CLERK		154.00					154.00
45854	01/22/2018	PX COUNTY CLERK		1,615.00					1,615.00
45855	01/22/2018	PX COUNTY CLERK		3,448.25					3,448.25
45856	01/22/2018	PX JUDGE LARRY WILBURN		2,089.20					2,089.20

RECEIPT REGISTER
 RECEIPT DATES FROM 01/01/2018 TO 01/31/2018

RECEIPT NUMBER	DATE	STATUS	CASH/	CHECK/	MONEYORDER/	EFT/	OTHER/	/	RECEIPT AMOUNT
45857	01/22/2018	PX JUDGE WADE BROWN		2,196.60					2,196.60
45858	01/22/2018	PX JUDGE WADE BROWN		1,456.10					1,456.10
45859	01/22/2018	PX DISTRICT CLERK		2,783.08					2,783.08
45860	01/22/2018	PX DISTRICT CLERK		1,205.00					1,205.00
45861	01/22/2018	PX MATTHEW POSTON		120.00					120.00
45862	01/22/2018	PX MAINTENANCE DEPARTMENT		30.63					30.63
45863	01/22/2018	PX SHERIFF'S DEPARTMENT		93.70					93.70
45864	01/22/2018	PX JUDGE DAVIS	1,058.00	1,632.50					2,690.50
45865	01/22/2018	PX SHERIFF'S DEPARTMENT		300.00					300.00
45866	01/22/2018	PX SHERIFF'S DEPARTMENT		90.00					90.00
45867	01/22/2018	PX TAX COLLECTOR		82,615.72					82,615.72
45868	01/22/2018	PX ENGINEERING	2,050.00	4,000.00					6,050.00
45869	01/23/2018	PX ENGINEERING	2,550.00	3,850.00					6,400.00
45870	01/23/2018	PX JUDGE CODY PARRISH	1,645.10	5,316.50					6,961.60
45871	01/23/2018	PX DISTRICT CLERK		1,480.00					1,480.00
45872	01/23/2018	PX RETIREE		440.76					440.76
45873	01/23/2018	PX XTO ENERGY INC.		131.37					131.37
45874	01/24/2018	PX CONSTABLE ROBBY THORNTON		75.00					75.00
45875	01/24/2018	PX CONSTABLE ROBBY THORNTON		75.00					75.00

RECEIPT REGISTER
 RECEIPT DATES FROM 01/01/2018 TO 01/31/2018

RECEIPT NUMBER	DATE	STATUS	CASH/	CHECK/	MONEYORDER/	EFT/	OTHER/	/	RECEIPT AMOUNT
45876	01/24/2018	PX CONSTABLE ROBBY THORNTON		75.00					75.00
45877	01/24/2018	PX SHERIFF'S DEPARTMENT		180.00					180.00
45878	01/24/2018	PX SHERIFF'S DEPARTMENT		500.00					500.00
45879	01/24/2018	PX SHERIFF'S DEPARTMENT		500.00					500.00
45880	01/24/2018	PX SHERIFF'S DEPARTMENT		290.00					290.00
45881	01/24/2018	PX COUNTY CLERK		389.00					389.00
45882	01/24/2018	PX COUNTY CLERK		392.08					392.08
45883	01/24/2018	PX COUNTY CLERK		1,673.00					1,673.00
45884	01/24/2018	PX COUNTY CLERK		187.00					187.00
45885	01/24/2018	PX COUNTY CLERK		522.00					522.00
45886	01/24/2018	PX COUNTY CLERK		6,060.25					6,060.25
45887	01/24/2018	PX COUNTY CLERK		2,254.10					2,254.10
45888	01/24/2018	PX COUNTY CLERK		1,886.10					1,886.10
45889	01/24/2018	PX COUNTY CLERK		6,433.00					6,433.00
45890	01/24/2018	PX COUNTY CLERK		1,921.10					1,921.10
45891	01/24/2018	PX COUNTY CLERK		1,007.00					1,007.00
45892	01/24/2018	PX COUNTY CLERK		2,938.00					2,938.00
45893	01/25/2018	PX AGRILIFE EXTENSION SERVICE		10.00					10.00
45894	01/25/2018	PX COMMISSIONER REAVES		1,253.25					1,253.25

RECEIPT REGISTER
RECEIPT DATES FROM 01/01/2018 TO 01/31/2018

RECEIPT NUMBER	DATE	STATUS	CASH/	CHECK/	MONEYORDER/	EFT/	OTHER/	/	RECEIPT AMOUNT
45895	01/25/2018	PX DISTRICT CLERK		4,087.60					4,087.60
45896	01/25/2018	PX JUDGE CODY PARRISH	2,664.00						2,664.00
45897	01/25/2018	PX DISTRICT CLERK		805.00					805.00
45898	01/25/2018	PX ENGINEERING	750.00	1,350.00					2,100.00
45899	01/25/2018	PX ENGINEERING	400.00	350.00					750.00
45900	01/25/2018	PX CONSTABLE JOHNSTON PCT 1		247.50					247.50
45901	01/25/2018	PX DISTRICT CLERK	480.00						480.00
45902	01/25/2018	PX SHERIFF'S DEPARTMENT		234.25					234.25
45903	01/25/2018	PX SHERIFF'S DEPARTMENT		120.00					120.00
45904	01/25/2018	PX BOND SUPERVISION	530.00	25.00					555.00
45905	01/26/2018	PX STATE COMPTROLLER-DIRECT DEPOSIT				14,679.88			14,679.88
45906	01/26/2018	PX STATE COMPTROLLER-DIRECT DEPOSIT				249,061.30			249,061.30
45907	01/26/2018	PX STATE COMPTROLLER-DIRECT DEPOSIT				1,024.61			1,024.61
45908	01/26/2018	PX TAX COLLECTOR				6,728.57			6,728.57
45909	01/26/2018	PX STATE COMPTROLLER-DIRECT DEPOSIT				1,901.83			1,901.83
45910	01/26/2018	PX STATE COMPTROLLER-DIRECT DEPOSIT				32,698.00			32,698.00
45911	01/26/2018	PX ENGINEERING	1,000.00	900.00					1,900.00
45912	01/26/2018	PX DISTRICT CLERK		748.00					748.00
45913	01/26/2018	PX LIBERTY-CHAMBERS COUNTIES CSCD		47,389.50					47,389.50

RECEIPT REGISTER
RECEIPT DATES FROM 01/01/2018 TO 01/31/2018

RECEIPT NUMBER	DATE	STATUS	CASH/	CHECK/	MONEYORDER/	EFT/	OTHER/	/	RECEIPT AMOUNT
45914	01/26/2018	PX LIBERTY-CHAMBERS COUNTIES CSCD		1,085.00					1,085.00
45915	01/26/2018	PX SHERIFF'S DEPARTMENT		450.00					450.00
45916	01/26/2018	PX LIBERTY-CHAMBERS COUNTIES CSCD		15.86					15.86
45917	01/26/2018	PX JUDGE HEBERT		3,046.50					3,046.50
45918	01/26/2018	PX TAX COLLECTOR	204.58						204.58
45919	01/26/2018	PX TAX COLLECTOR		131,731.91					131,731.91
45920	01/26/2018	PX CONSTABLE JOHNSTON PCT 1		75.00					75.00
45921	01/29/2018	PX COMMISSIONER BRUCE KARBOWSKI	633.00						633.00
45922	01/29/2018	PX SHERIFF'S DEPARTMENT		129.12					129.12
45923	01/29/2018	PX DISTRICT ATTORNEY		1,999.00					1,999.00
45924	01/29/2018	PX RETIREE		383.00					383.00
45925	01/29/2018	PX KAYLA HERRINGTON		225.00					225.00
45926	01/29/2018	PX COUNTY AUDITOR		586.07					586.07
45927	01/29/2018	PX COUNTY ATTORNEY		885.00					885.00
45928	01/29/2018	PX COUNTY ATTORNEY		82.00					82.00
45929	01/29/2018	PX COUNTY ATTORNEY		690.78					690.78
45930	01/29/2018	PX ENGINEERING	1,250.00	550.00					1,800.00
45931	01/29/2018	PX COUNTY CLERK		782.00					782.00
45932	01/29/2018	PX RETIREE		57.76					57.76

RECEIPT REGISTER
 RECEIPT DATES FROM 01/01/2018 TO 01/31/2018

RECEIPT NUMBER	DATE	STATUS	CASH/	CHECK/	MONEYORDER/	EFT/	OTHER/	/	RECEIPT AMOUNT
45933	01/29/2018	PX COUNTY CLERK		1,736.00					1,736.00
45934	01/29/2018	PX COUNTY CLERK		4,647.25					4,647.25
45935	01/29/2018	PX MISTY L. MONTGOMERY			112.35				112.35
45936	01/29/2018	PX COUNTY CLERK		384.00					384.00
45937	01/29/2018	PX COUNTY CLERK		141.00					141.00
45938	01/29/2018	PX COUNTY CLERK		7,401.50					7,401.50
45939	01/29/2018	PX JUDGE LARRY WILBURN		6,813.80					6,813.80
45940	01/29/2018	PX JUDGE LARRY WILBURN		5,150.30					5,150.30
45941	01/29/2018	PX RETIREE		72.48					72.48
45942	01/29/2018	PX DISTRICT ATTORNEY	60.00						60.00
45943	01/29/2018	PX JUDGE WADE BROWN		3,792.20					3,792.20
45944	01/29/2018	PX JUDGE RALPH FULLER		3,332.00					3,332.00
45945	01/29/2018	PX JUDGE RALPH FULLER		10,467.10					10,467.10
45946	01/29/2018	PX DISTRICT CLERK		3,067.00					3,067.00
45947	01/29/2018	PX EMILY HEPBURN-MCDUFFIE		2,016.00					2,016.00
45948	01/29/2018	PX CHAMBERS CO. SUPERVISION & CORREC		38,970.01					38,970.01
45949	01/29/2018	PX CHAMBERS CO. SUPERVISION & CORREC		123.00					123.00
45950	01/29/2018	PX CHAMBERS CO. SUPERVISION & CORREC		4.89					4.89
45951	01/30/2018	PX RETIREE		96.64					96.64

RECEIPT REGISTER
 RECEIPT DATES FROM 01/01/2018 TO 01/31/2018

RECEIPT NUMBER	DATE	STATUS	CASH/	CHECK/	MONEYORDER/	EFT/	OTHER/	/	RECEIPT AMOUNT
45952	01/30/2018	PX SHERIFF'S DEPARTMENT		122.00					122.00
45953	01/30/2018	PX SHERIFF'S DEPARTMENT	3.00	61.50					64.50
45954	01/30/2018	PX RETIREE		289.92					289.92
45955	01/30/2018	PX CONSTABLE STEVE HUNTER PCT. 5		300.00					300.00
45956	01/30/2018	PX CONSTABLE STEVE HUNTER PCT. 5		3,733.00					3,733.00
45957	01/30/2018	PX JUDGE CODY PARRISH	2,255.60	4,818.90					7,074.50
45958	01/30/2018	PX RETIREE		219.52					219.52
45959	01/30/2018	PX STATE COMPTROLLER-DIRECT DEPOSIT				36,040.50			36,040.50
45960	01/30/2018	PX UNIVERSITY OF TEXAS MEDICAL BRANC				2,500.00			2,500.00
45961	01/30/2018	PX STATE COMPTROLLER-DIRECT DEPOSIT				204,943.50			204,943.50
45962	01/30/2018	PX STATE COMPTROLLER-DIRECT DEPOSIT				379.26			379.26
45963	01/30/2018	PX STATE COMPTROLLER-DIRECT DEPOSIT				121.50			121.50
45964	01/30/2018	PX DISTRICT CLERK		2,864.10					2,864.10
45965	01/30/2018	PX SHERIFF'S DEPARTMENT		4,587.28					4,587.28
45966	01/30/2018	PX GENERAL FUNDS		495,599.33					495,599.33
45967	01/30/2018	PX GENERAL FUNDS		155,112.42					155,112.42
45968	01/30/2018	PX GENERAL FUNDS		234,514.26					234,514.26
45969	01/30/2018	PX GENERAL FUNDS		6,316.33					6,316.33
45970	01/30/2018	PX GENERAL FUNDS		4,489.48					4,489.48

RECEIPT REGISTER
 RECEIPT DATES FROM 01/01/2018 TO 01/31/2018

RECEIPT NUMBER	DATE	STATUS	CASH/	CHECK/	MONEYORDER/	EFT/	OTHER/	/	RECEIPT AMOUNT
45971	01/30/2018	PX GENERAL FUNDS		100.00					100.00
45972	01/30/2018	PX GENERAL FUNDS		7,671.26					7,671.26
45973	01/30/2018	PX GENERAL FUNDS		343,253.14					343,253.14
45974	01/31/2018	PX SHERIFF'S DEPARTMENT		225.00					225.00
45975	01/31/2018	PX DISTRICT ATTORNEY		100.00					100.00
45976	01/31/2018	PX RETIREE	24.16						24.16
45977	01/31/2018	PX JUDGE CAIN		97.50					97.50
45978	01/31/2018	PX COMMISSIONER REAVES	2,080.00						2,080.00
45979	01/31/2018	PX RETIREE			399.80				399.80
45980	01/31/2018	PX SHERIFF'S DEPARTMENT		75.00					75.00
45981	01/31/2018	PX RETIREE	24.16						24.16
45982	01/31/2018	PX RETIREE		786.63					786.63
45983	01/31/2018	PX COMMISSIONER GREG ARTHUR	1,612.75						1,612.75
45984	01/31/2018	PX ENGINEERING	700.00	550.00					1,250.00
45985	01/31/2018	PX ENGINEERING		531.00					531.00
45986	01/31/2018	PX ENGINEERING	1,000.00	942.00					1,942.00
45987	01/31/2018	PX DISTRICT CLERK		2,432.30					2,432.30
45988	01/31/2018	PX RETIREE		399.80					399.80
			CASH/	CHECK/	MONEYORDER/	EFT/	OTHER/	/	RECEIPT TOTAL
			55,344.43	3,098,856.62	877.07	6,426,609.78			9,581,687.90

TOTAL VOIDED RECEIPTS 0.00

Section 5 – Leave Liability Report

FOR PAY PERIOD ENDING 02/25/2018

DEPT NUMBER	EMP#	EMPLOYEE NAME	--- SICK LEAVE ---		--- VACATION ---		--- COMP TIME ---		--- HOLIDAY ---		--- TOTALS ---	
			AVAIL	VALUE	AVAIL	VALUE	AVAIL	VALUE	AVAIL	VALUE	AVAIL	VALUE
010 400	01285	DORION T BURCH	6.57	126.34	29.47	566.71	.00	.00	.00	.00	36.04	693.05
010 400	01435	DAVID L DOUGLAS	65.37	1885.92	36.74	1059.95	.00	.00	.00	.00	102.11	2945.87
010 400	00230	PAMELA R GRAVES	60.39	992.81	73.43	1207.19	.00	.00	.00	.00	133.82	2200.00
010 400	00018	EVELYN D HARTFIELD	448.97	9783.06	107.00	2331.53	.00	.00	.00	.00	555.97	12114.59
010 400	01233	JAY H KNIGHT	.00	.00	.00	.00	.00	.00	.00	.00	.00	.00
010 400	00374	JENNY N MINTER	209.78	3681.64	66.15	1160.93	.00	.00	.00	.00	275.93	4842.57
010 400	00094	DEALAH F TAYLOR	224.86	4776.03	41.83	888.47	.00	.00	.00	.00	266.69	5664.50
DEPARTMENT TOTALS			1015.94	21245.80	354.62	7214.78	.00	.00	.00	.00	1370.56	28460.58
010 401	00232	GREGORY F ARTHUR	.00	.00	.00	.00	.00	.00	.00	.00	.00	.00
010 401	01446	BRUCE W KARBOWSKI	.00	.00	.00	.00	.00	.00	.00	.00	.00	.00
010 401	01414	JAMES P REAVES	.00	.00	.00	.00	.00	.00	.00	.00	.00	.00
010 401	01131	LEON A WILSON	.00	.00	.00	.00	.00	.00	.00	.00	.00	.00
DEPARTMENT TOTALS			.00	.00	.00	.00	.00	.00	.00	.00	.00	.00
010 403	00061	MARY J CESSNA	405.32	6813.43	105.00	1765.05	.75	12.61	.00	.00	511.07	8591.09
010 403	00244	CONNIE M CHAPMAN	472.99	6971.87	120.00	1768.80	.00	.00	.00	.00	592.99	8740.67
010 403	00997	SHELBEIGH A CHESSON	7.64	111.85	28.14	411.97	4.00	58.56	.00	.00	39.78	582.38
010 403	01262	KAYLA M COLLINS	7.52	107.08	8.31	118.33	.00	.00	.00	.00	15.83	225.41
010 403	00177	HOPE L CROSS	480.00	10862.40	99.62	2254.40	3.00	67.89	.00	.00	582.62	13184.69
010 403	01145	ADRIAN D DRIVER	191.28	2723.83	97.32	1385.84	.50	7.12	.00	.00	289.10	4116.79
010 403	01140	KORLIANN N HOLMES	11.47	163.33	13.51	192.38	.00	.00	.00	.00	24.98	355.71
010 403	01276	CASSAUNDR A L LEOPARD	55.59	819.40	65.13	960.02	4.75	70.02	.00	.00	125.47	1849.44
010 403	01273	CLARIBET O MACIAS	12.27	174.72	39.14	557.35	.25	3.56	.00	.00	51.66	735.63
010 403	01492	ESTER PEREZ	13.34	180.89	6.68	90.58	.00	.00	.00	.00	20.02	271.47
010 403	01080	SHONDA L RILEY	41.95	614.15	32.74	479.31	8.58	125.61	.00	.00	83.27	1219.07
010 403	00092	DOYELLE J TURNER	50.89	750.12	28.35	417.88	4.75	70.02	.00	.00	83.99	1238.02
010 403	00845	PAULETTE WILLIAMS	.00	.00	.00	.00	.00	.00	.00	.00	.00	.00
DEPARTMENT TOTALS			1750.26	30293.07	643.94	10401.91	26.58	415.39	.00	.00	2420.78	41110.37
010 405	01473	WELLONA M ROBERTSON	26.68	376.99	13.36	188.78	.00	.00	.00	.00	40.04	565.77
010 405	00028	ROLONDRIA T WILLIAMS W	444.57	8878.06	76.44	1526.51	.00	.00	.00	.00	521.01	10404.57
DEPARTMENT TOTALS			471.25	9255.05	89.80	1715.29	.00	.00	.00	.00	561.05	10970.34
010 426	00065	THOMAS A CHAMBERS	.00	.00	.00	.00	.00	.00	.00	.00	.00	.00
010 426	00108	KENNETH G DAGLE	81.39	1982.66	25.43	619.47	.00	.00	.00	.00	106.82	2602.13
010 426	00855	JAMIE M HUDSPETH	224.95	9798.82	120.00	5227.20	.00	.00	.00	.00	344.95	15026.02
010 426	00603	TIFFANY N SLANKARD	159.66	3898.90	77.50	1892.55	.00	.00	.00	.00	237.16	5791.45
DEPARTMENT TOTALS			466.00	15680.38	222.93	7739.22	.00	.00	.00	.00	688.93	23419.60
010 435	01069	SARAH C BISHOP	34.86	690.58	81.33	1611.15	46.00	911.26	.00	.00	162.19	3212.99

FOR PAY PERIOD ENDING 02/25/2018

DEPT NUMBER	EMP#	EMPLOYEE NAME	--- SICK LEAVE ---		--- VACATION ---		--- COMP TIME ---		--- HOLIDAY ---		--- TOTALS ---	
			AVAIL	VALUE	AVAIL	VALUE	AVAIL	VALUE	AVAIL	VALUE	AVAIL	VALUE
010	435	00846	MARK A MOREFIELD	.00	.00	.00	.00	.00	.00	.00	.00	.00
010	435	00072	KIMBERLY M RODDEN	252.16	6142.62	120.00	2923.20	94.50	2302.02	.00	.00	466.66 11367.84
010	435	00240	CLIFTON V SMITH	449.32	19572.38	104.44	4549.41	34.50	1502.82	.00	.00	588.26 25624.61
010	435	00841	PEGGY S THRASHER	476.28	13583.51	115.68	3299.19	247.50	7058.70	.00	.00	839.46 23941.40
DEPARTMENT TOTALS			1212.62	39989.09	421.45	12382.95	422.50	11774.80	.00	.00	2056.57	64146.84
010	440	00335	ANNETTE D BALDWIN	276.03	6246.56	120.00	2715.60	.00	.00	.00	.00	396.03 8962.16
010	440	00194	CHAP B CAIN	.00	.00	.00	.00	.00	.00	.00	.00	.00
010	440	00052	CHADWICK O ELMORE	286.69	7453.94	120.00	3120.00	.00	.00	.00	.00	406.69 10573.94
010	440	00305	JO A LEGER	480.00	17136.00	120.00	4284.00	.00	.00	.00	.00	600.00 21420.00
010	440	00899	LINDA R LEONARD	277.15	5343.45	120.00	2313.60	.00	.00	.00	.00	397.15 7657.05
DEPARTMENT TOTALS			1319.87	36179.95	480.00	12433.20	.00	.00	.00	.00	1799.87	48613.15
010	450	00185	DONNA G BROWN	.00	.00	.00	.00	.00	.00	.00	.00	.00
010	450	00629	SHERI L CASKEY	.00	.00	.00	.00	.00	.00	.00	.00	.00
010	450	00156	BRENDA S GRIFFIN	6.71	94.81	46.75	660.58	182.75	2582.26	.00	.00	236.21 3337.65
010	450	01291	DESTINY B HENRY	16.42	236.28	113.46	1632.69	44.00	633.16	.00	.00	173.88 2502.13
010	450	01361	VALENTINA R JOHNSON	36.72	528.40	70.09	1008.60	12.75	183.47	.00	.00	119.56 1720.47
010	450	00115	FRANCES G KESTER	420.60	8222.73	89.00	1739.95	133.50	2609.93	.00	.00	643.10 12572.61
010	450	00135	KATHY E KEY	13.70	195.09	33.40	475.62	11.50	163.76	.00	.00	58.60 834.47
010	450	00031	REBECCA L LEOPARD	323.96	7331.21	106.00	2398.78	157.25	3558.57	.00	.00	587.21 13288.56
010	450	01455	SAVANNA B MCCLUSKY	13.34	188.49	6.68	94.39	6.00	84.78	.00	.00	26.02 367.66
010	450	00711	TANIA J MCGRATH	334.34	4851.27	32.10	465.77	182.50	2648.08	.00	.00	548.94 7965.12
010	450	01436	ANA G SALINAS	18.70	264.23	33.40	471.94	9.75	137.77	.00	.00	61.85 873.94
010	450	00260	DOLORES G WILEY	260.20	4038.30	115.74	1796.28	37.50	582.00	.00	.00	413.44 6416.58
DEPARTMENT TOTALS			1444.69	25950.81	646.62	10744.60	777.50	13183.78	.00	.00	2868.81	49879.19
010	455	00157	DARLA J DIAZ	479.98	8500.45	112.00	1983.52	.00	.00	.00	.00	591.98 10483.97
010	455	01053	STEPHEN E HEBERT	.00	.00	.00	.00	.00	.00	.00	.00	.00
010	455	00704	HEATHER M MULLINS	.00	.00	.00	.00	.00	.00	.00	.00	.00
DEPARTMENT TOTALS			479.98	8500.45	112.00	1983.52	.00	.00	.00	.00	591.98	10483.97
010	456	00129	RONNIE E DAVIS	.00	.00	.00	.00	.00	.00	.00	.00	.00
010	456	00266	DEBRA A FANEROS	480.00	8380.80	44.00	768.24	.00	.00	.00	.00	524.00 9149.04
DEPARTMENT TOTALS			480.00	8380.80	44.00	768.24	.00	.00	.00	.00	524.00	9149.04
010	457	01249	JESSICA M HARWELL	.00	.00	.00	.00	.00	.00	.00	.00	.00
010	457	00634	JENNIFER R HAZLETT	348.40	5731.18	102.45	1685.30	.00	.00	.00	.00	450.85 7416.48
010	457	00083	LAURIE J LONG	473.33	8382.67	120.00	2125.20	.00	.00	.00	.00	593.33 10507.87

FOR PAY PERIOD ENDING 02/25/2018

DEPT NUMBER	EMP#	EMPLOYEE NAME	--- SICK LEAVE ---		---- VACATION ----		---- COMP TIME ----		---- HOLIDAY ----		----- TOTALS -----	
			AVAIL	VALUE	AVAIL	VALUE	AVAIL	VALUE	AVAIL	VALUE	AVAIL	VALUE
010 457 00098		CODY J PARRISH	.00	.00	.00	.00	.00	.00	.00	.00	.00	.00
		DEPARTMENT TOTALS	821.73	14113.85	222.45	3810.50	.00	.00	.00	.00	1044.18	17924.35
010 458 01312		TINA G KENNEDY	.00	.00	.00	.00	.00	.00	.00	.00	.00	.00
010 458 00245		DONNA R LOWERY	224.51	3863.82	.55	9.47	.00	.00	.00	.00	225.06	3873.29
010 458 01240		TAMMY K MANUEL	80.25	1320.11	20.79	342.00	.00	.00	.00	.00	101.04	1662.11
010 458 01235		LARRY R WILBURN	.00	.00	.00	.00	.00	.00	.00	.00	.00	.00
		DEPARTMENT TOTALS	304.76	5183.93	21.34	351.47	.00	.00	.00	.00	326.10	5535.40
010 459 00330		LYNN D ALLEN	480.00	8500.80	120.00	2125.20	.00	.00	.00	.00	600.00	10626.00
010 459 00836		WADE N BROWN	.00	.00	.00	.00	.00	.00	.00	.00	.00	.00
010 459 00904		HANAH C MCADAMS	344.18	5661.76	116.01	1908.36	.00	.00	.00	.00	460.19	7570.12
		DEPARTMENT TOTALS	824.18	14162.56	236.01	4033.56	.00	.00	.00	.00	1060.19	18196.12
010 460 01289		DANIELA P ANDRADE	168.43	2770.67	59.47	978.28	.00	.00	.00	.00	227.90	3748.95
010 460 00241		RALPH D FULLER	.00	.00	.00	.00	.00	.00	.00	.00	.00	.00
010 460 00151		JOHNNIE M HARNESS	480.00	8260.80	120.00	2065.20	15.00	258.15	.00	.00	615.00	10584.15
		DEPARTMENT TOTALS	648.43	11031.47	179.47	3043.48	15.00	258.15	.00	.00	842.90	14333.10
010 475 00049		JOAN L BELT	480.00	9384.00	61.95	1211.12	.00	.00	.00	.00	541.95	10595.12
010 475 01355		GARY F DENNISON	102.73	4138.99	75.44	3039.48	.00	.00	.00	.00	178.17	7178.47
010 475 01454		LAURIE A DUGDALE	37.36	631.01	26.72	451.30	9.25	156.23	.00	.00	73.33	1238.54
010 475 01041		STACI KEENE	6.91	104.62	37.95	574.56	.00	.00	.00	.00	44.86	679.18
010 475 01481		JACOB J LADWIG	26.68	562.95	13.36	281.90	20.00	422.00	.00	.00	60.04	1266.85
010 475 01255		KATHRINE B MCCARTY	43.45	1424.29	96.82	3173.76	.00	.00	.00	.00	140.27	4598.05
010 475 01356		PATRICIA A MCLELLAND	10.73	183.48	57.44	982.22	.00	.00	.00	.00	68.17	1165.70
010 475 01060		MATTHEW C POSTON	.00	.00	.00	.00	.00	.00	.00	.00	.00	.00
010 475 01254		KACIE R STEWART	21.56	326.42	10.62	160.79	.00	.00	.00	.00	32.18	487.21
010 475 00604		GABRIELA WHEELER	13.02	217.17	31.31	522.25	.00	.00	.00	.00	44.33	739.42
		DEPARTMENT TOTALS	742.44	16972.93	411.61	10397.38	29.25	578.23	.00	.00	1183.30	27948.54
010 476 00315		TABITHA L DYSON	49.29	870.95	120.00	2120.40	64.00	1130.88	.00	.00	233.29	4122.23
010 476 00198		RAGIS A FONTENOT JR	480.00	21302.40	116.00	5148.08	.00	.00	.00	.00	596.00	26450.48
010 476 01353		PRESTON K HOFFPAUIR	70.73	3139.00	47.44	2105.39	.00	.00	.00	.00	118.17	5244.39
010 476 00228		TERRI L HUGHES	480.00	9873.60	83.04	1708.13	14.50	298.27	.00	.00	577.54	11880.00
010 476 01352		ALLISON R JONES	63.73	976.98	86.77	1330.18	24.50	375.59	.00	.00	175.00	2682.75
010 476 01230		PAUL N LOWREY	200.13	4172.71	112.17	2338.74	144.75	3018.04	.00	.00	457.05	9529.49
010 476 00080		CATHY L MCCLUSKY	480.00	9556.80	96.00	1911.36	155.00	3086.05	.00	.00	731.00	14554.21
010 476 00087		KIMBERLY D MEADOWS	46.90	1115.75	80.19	1907.72	87.25	2075.68	.00	.00	214.34	5099.15

FOR PAY PERIOD ENDING 02/25/2018

DEPT NUMBER	EMP#	EMPLOYEE NAME	--- SICK LEAVE ---		--- VACATION ---		--- COMP TIME ---		--- HOLIDAY ---		--- TOTALS ---	
			AVAIL	VALUE	AVAIL	VALUE	AVAIL	VALUE	AVAIL	VALUE	AVAIL	VALUE
010 476	01166	JOY E PARKER	53.56	887.49	45.85	759.73	66.25	1097.76	.00	.00	165.66	2744.98
010 476	00356	IVAN G PEARCE	467.22	11937.47	102.00	2606.10	21.25	542.94	.00	.00	590.47	15086.51
010 476	00847	LOGAN E PICKETT	.00	.00	.00	.00	.00	.00	.00	.00	.00	.00
010 476	01364	TAMI C PIERCE	106.72	4736.23	58.76	2607.77	.00	.00	.00	.00	165.48	7344.00
010 476	00113	CHRISTINE V TAYLOR	410.17	8978.62	118.00	2583.02	76.25	1669.11	.00	.00	604.42	13230.75
010 476	01137	STEPHEN C TAYLOR	269.50	13634.01	120.00	6070.80	.00	.00	.00	.00	389.50	19704.81
010 476	00378	RUTH A TURNBOUGH	12.93	182.70	13.36	188.78	3.75	52.99	.00	.00	30.04	424.47
010 476	00342	ASHLEY L ULKIE	364.03	6031.98	105.35	1745.65	96.50	1599.01	.00	.00	565.88	9376.64
010 476	00182	JOE W WARREN	226.64	10058.28	108.00	4793.04	.00	.00	.00	.00	334.64	14851.32
DEPARTMENT TOTALS			3781.55	107454.97	1412.93	39924.89	754.00	14946.32	.00	.00	5948.48	162326.18
010 495	00224	DARLENE ALFORD	359.33	7254.87	72.64	1466.60	.00	.00	.00	.00	431.97	8721.47
010 495	01005	TERRI O DRYDEN	86.71	1459.33	61.91	1041.95	.00	.00	.00	.00	148.62	2501.28
010 495	01157	ALONZO D GOTT	.00	.00	.00	.00	.00	.00	.00	.00	.00	.00
010 495	01336	ANGELA C MASELLI	93.74	3605.24	98.78	3799.08	.00	.00	.00	.00	192.52	7404.32
010 495	00385	NATALIE J ROPER	387.49	7645.18	96.52	1904.34	15.50	305.82	13.00	256.49	512.51	10111.83
010 495	00063	HAROLD R SEAY	53.32	3015.78	40.00	2262.40	.00	.00	.00	.00	93.32	5278.18
DEPARTMENT TOTALS			980.59	22980.40	369.85	10474.37	15.50	305.82	13.00	256.49	1378.94	34017.08
010 497	01431	MARY K BARRIER	37.37	574.75	36.74	565.06	4.50	69.21	.00	.00	78.61	1209.02
010 497	00084	KIMBERLY A HARRIS	.00	.00	.00	.00	.00	.00	.00	.00	.00	.00
010 497	00068	DEBRA K MIZE	267.17	6046.06	120.00	2715.60	26.50	599.70	14.00	316.82	427.67	9678.18
010 497	00248	LISA A TWARDOWSKI	480.00	10862.40	120.00	2715.60	13.75	311.16	21.00	475.23	634.75	14364.39
DEPARTMENT TOTALS			784.54	17483.21	276.74	5996.26	44.75	980.07	35.00	792.05	1141.03	25251.59
010 499	01275	AMANDA J BAKER	16.27	229.90	54.06	763.87	.00	.00	.00	.00	70.33	993.77
010 499	00881	RICHARD L BROWN	.00	.00	.00	.00	.00	.00	.00	.00	.00	.00
010 499	01144	CHRISTY L CHAMBERLAIN	14.98	211.67	14.27	201.64	.00	.00	.00	.00	29.25	413.31
010 499	01498	MELANIE L CROKER	.00	.00	.00	.00	.00	.00	.00	.00	.00	.00
010 499	00931	COURTNEY S DANIEL	19.42	335.00	41.46	715.19	.75	12.94	.00	.00	61.63	1063.13
010 499	00166	BRANDI D DRYDEN	6.67	94.25	3.34	47.19	.00	.00	.00	.00	10.01	141.44
010 499	00171	BETTY J EDWARDS	253.47	3581.53	60.48	854.58	.00	.00	.00	.00	313.95	4436.11
010 499	01284	SARA L FORE	38.10	538.35	64.97	918.03	.00	.00	.00	.00	103.07	1456.38
010 499	01271	KRISTINA A KING	150.19	2122.18	77.98	1101.86	.00	.00	.00	.00	228.17	3224.04
010 499	01292	ANNETTE M LAVIENE	99.26	1402.54	77.30	1092.25	.00	.00	.00	.00	176.56	2494.79
010 499	01111	MABLE E MCKNIGHT	3.18	44.93	9.22	130.28	.00	.00	.00	.00	12.40	175.21
010 499	00905	DELORES A MOORE	37.75	589.28	48.18	752.09	4.25	66.34	.00	.00	90.18	1407.71
010 499	01305	PHYLLIS R PARKER	84.09	1188.19	43.13	609.43	.00	.00	.00	.00	127.22	1797.62
010 499	00060	JO A SMITH	480.00	10862.40	85.93	1944.60	.00	.00	.00	.00	565.93	12807.00
010 499	01479	CASEY L TINER	20.01	282.74	10.02	141.58	.00	.00	.00	.00	30.03	424.32
010 499	00996	CHRISSEY L WILEY	3.68	65.39	22.76	404.45	.00	.00	.00	.00	26.44	469.84
DEPARTMENT TOTALS			1227.07	21548.35	613.10	9677.04	5.00	79.28	.00	.00	1845.17	31304.67
010 510	00363	DEANNA L COLVIN	49.22	674.31	82.00	1123.40	18.75	256.88	.00	.00	149.97	2054.59

FOR PAY PERIOD ENDING 02/25/2018

DEPT NUMBER	EMP#	EMPLOYEE NAME	--- SICK LEAVE ---		--- VACATION ---		--- COMP TIME ---		--- HOLIDAY ---		--- TOTALS ---		
			AVAIL	VALUE	AVAIL	VALUE	AVAIL	VALUE	AVAIL	VALUE	AVAIL	VALUE	
010	510	00992	REBECCA A CORDER	225.26	3032.00	110.91	1492.85	37.75	508.12	.00	.00	373.92	5032.97
010	510	00243	BENNIE E JACKSON	480.00	9134.40	120.00	2283.60	261.75	4981.10	.00	.00	861.75	16399.10
010	510	01071	DAVID K MEADOWS	16.53	314.57	57.91	1102.03	47.50	903.93	.00	.00	121.94	2320.53
010	510	00037	BRENDA G PECKINPAUGH	18.75	252.38	49.84	670.85	3.00	40.38	.00	.00	71.59	963.61
010	510	01462	CAROL M SCOTT	33.35	471.24	16.70	235.97	.00	.00	.00	.00	50.05	707.21
010	510	00848	LISA A SMITH	37.17	500.31	18.71	251.84	20.00	269.20	.00	.00	75.88	1021.35
			DEPARTMENT TOTALS	860.28	14379.21	456.07	7160.54	388.75	6959.61	.00	.00	1705.10	28499.36
010	543	01413	WILLIAM E HERGEMUELLER	20.01	282.74	20.01	282.74	.00	.00	.00	.00	40.02	565.48
			DEPARTMENT TOTALS	20.01	282.74	20.01	282.74	.00	.00	.00	.00	40.02	565.48
010	550	01044	JUSTIN B JOHNSTON	.00	.00	.00	.00	.00	.00	.00	.00	.00	.00
010	550	01362	ELIZABETH A POLASEK	14.39	285.07	49.43	979.21	19.75	391.25	3.50	69.34	87.07	1724.87
010	550	01478	TIFFINY T TUCKER	.00	.00	.00	.00	.00	.00	.00	.00	.00	.00
			DEPARTMENT TOTALS	14.39	285.07	49.43	979.21	19.75	391.25	3.50	69.34	87.07	1724.87
010	551	00180	CHRIS R DRYER	51.69	1023.98	85.05	1684.84	.00	.00	10.00	198.10	146.74	2906.92
010	551	00277	LESLIE A HULSEY	.00	.00	.00	.00	.00	.00	.00	.00	.00	.00
010	551	00200	CHAD C LANGDON	143.48	2842.34	73.34	1452.87	.00	.00	10.00	198.10	226.82	4493.31
010	551	00093	DONNA M WALLACE	258.92	3920.05	110.00	1665.40	33.00	499.62	.00	.00	401.92	6085.07
			DEPARTMENT TOTALS	454.09	7786.37	268.39	4803.11	33.00	499.62	20.00	396.20	775.48	13485.30
010	552	00124	HUGH P BISHOP	214.39	4247.07	69.16	1370.06	.00	.00	.00	.00	283.55	5617.13
010	552	00664	MARK A DAVISON	.00	.00	.00	.00	.00	.00	.00	.00	.00	.00
010	552	01112	BENITO A PEREZ JR	150.93	3178.59	84.01	1769.25	.00	.00	.00	.00	234.94	4947.84
			DEPARTMENT TOTALS	365.32	7425.66	153.17	3139.31	.00	.00	.00	.00	518.49	10564.97
010	553	00701	LINELL O BEALS	151.43	2999.83	53.47	1059.24	65.50	1297.56	44.00	871.64	314.40	6228.27
010	553	01320	JUDY E COMPTON	.00	.00	.00	.00	.00	.00	.00	.00	.00	.00
010	553	01105	ROBERT L CROFT	43.19	855.59	32.10	635.90	.00	.00	.00	.00	75.29	1491.49
010	553	01480	CHARLES D LAWRENCE	.00	.00	.00	.00	.00	.00	.00	.00	.00	.00
010	553	01051	ROBERT E THORNTON JR	.00	.00	.00	.00	.00	.00	.00	.00	.00	.00
			DEPARTMENT TOTALS	194.62	3855.42	85.57	1695.14	65.50	1297.56	44.00	871.64	389.69	7719.76
010	554	00372	BRIAN D BORTZ	480.00	9508.80	73.36	1453.26	.00	.00	.00	.00	553.36	10962.06
010	554	01116	JAMES W GARDINER	185.51	3674.95	86.69	1717.33	.00	.00	.00	.00	272.20	5392.28
010	554	00690	STEVE D HUNTER	.00	.00	.00	.00	.00	.00	.00	.00	.00	.00

FOR PAY PERIOD ENDING 02/25/2018

DEPT NUMBER	EMP#	EMPLOYEE NAME	--- SICK AVAIL	LEAVE VALUE	--- VACATION AVAIL	--- VALUE	--- COMP AVAIL	TIME VALUE	--- HOLIDAY AVAIL	--- VALUE	--- TOTALS AVAIL	--- VALUE
010	554 01474	LACI M LOGNION	.00	.00	.00	.00	.00	.00	.00	.00	.00	.00
		DEPARTMENT TOTALS	665.51	13183.75	160.05	3170.59	.00	.00	.00	.00	825.56	16354.34
010	555 00364	MARITZA C ALEXANDER	.00	.00	.00	.00	.00	.00	.00	.00	.00	.00
010	555 00039	LARRY G ALLEN	274.86	5444.98	120.00	2377.20	26.50	524.97	41.00	812.21	462.36	9159.36
010	555 00048	JAMES M COOPER JR	79.86	1582.03	37.90	750.80	.00	.00	.00	.00	117.76	2332.83
010	555 00607	PATRICIA A DESPAIN	42.86	648.90	45.40	687.36	.00	.00	6.00	90.84	94.26	1427.10
010	555 01058	JOHN E JOSLIN	.00	.00	.00	.00	.00	.00	.00	.00	.00	.00
		DEPARTMENT TOTALS	397.58	7675.91	203.30	3815.36	26.50	524.97	47.00	903.05	674.38	12919.29
010	560 01083	RUBEN ARELLANO	384.70	8259.51	49.09	1053.96	300.50	6451.74	583.75	12533.11	1318.04	28298.32
010	560 00021	JEFFREY A ASHWORTH	35.22	804.07	97.51	2226.15	1.75	39.95	23.75	542.21	158.23	3612.38
010	560 00055	BRETT Y AUDILET	480.00	10958.40	102.51	2340.30	299.75	6843.29	399.25	9114.88	1281.51	29256.87
010	560 01426	DANIELLE M BARRY	76.04	1632.58	40.08	860.52	84.00	1803.48	114.25	2452.95	314.37	6749.53
010	560 01302	CHRISTAN N BAULD	68.42	1035.88	115.34	1746.25	145.50	2202.87	114.75	1737.32	444.01	6722.32
010	560 01170	TAMMY R BEAM	214.13	3241.93	97.60	1477.66	166.25	2517.03	98.00	1483.72	575.98	8720.34
010	560 00264	GORDON R BEAN	480.00	10305.60	36.00	772.92	309.75	6650.33	133.75	2871.61	959.50	20600.46
010	560 01464	KELBY E BEAN	33.35	716.02	16.70	358.55	41.25	885.64	82.25	1765.91	173.55	3726.12
010	560 01073	JOHN W BENNETT	390.28	8644.70	110.69	2451.78	332.75	7370.41	572.75	12686.41	1406.47	31153.30
010	560 00172	BONNIE BISHOP	322.97	4889.77	118.00	1786.52	216.50	3277.81	370.75	5613.16	1028.22	15567.26
010	560 00292	LINDA L BLOOMINGDALE	248.63	5338.09	109.64	2353.97	1.25	26.84	73.25	1572.68	432.77	9291.58
010	560 01299	SHELBY C BONIN	87.42	1876.91	120.00	2576.40	150.25	3225.87	200.50	4304.74	558.17	11983.92
010	560 00027	PEGGY L BOURGEOIS	14.10	213.47	107.00	1619.98	9.75	147.62	.00	.00	130.85	1981.07
010	560 01451	GARY L BOWERS	53.36	1145.64	26.72	573.68	91.00	1953.77	48.25	1035.93	219.33	4709.02
010	560 01300	MALINA A BRACK	60.75	919.76	114.67	1736.10	69.75	1056.02	72.00	1090.08	317.17	4801.96
010	560 01429	TONIETTE M BROWN	46.69	706.89	23.38	353.97	117.25	1775.17	77.75	1177.14	265.07	4013.17
010	560 00828	LUCERO CASTRO	152.22	3268.16	55.72	1196.31	9.75	209.33	24.00	515.28	241.69	5189.08
010	560 01418	RYAN W CAVANAUGH	93.38	2004.87	53.42	1146.93	274.75	5898.88	198.00	4251.06	619.55	13301.74
010	560 00079	LINDA L CHAPMAN	36.75	556.40	42.29	640.27	10.75	162.76	.00	.00	89.79	1359.43
010	560 01427	THOMAS G COLDWELL II	80.04	1718.46	40.08	860.52	211.50	4540.91	162.00	3478.14	493.62	10598.03
010	560 00636	STEPHANIE N CRANE	57.26	1229.37	86.10	1848.57	75.25	1615.62	37.00	794.39	255.61	5487.95
010	560 01052	JOSHUA D CUMMINS	320.86	7325.23	120.00	2739.60	264.75	6044.24	504.00	11506.32	1209.61	27615.39
010	560 01238	TARA G DAGLE	33.31	504.31	93.81	1420.28	5.75	87.06	.00	.00	132.87	2011.65
010	560 01452	CHARLES C DAIGLE	53.36	1145.64	26.72	573.68	93.25	2002.08	116.00	2490.52	289.33	6211.92
010	560 01241	GEORGE D DANIELS JR	34.46	739.86	85.03	1825.59	164.00	3521.08	133.00	2855.51	416.49	8942.04
010	560 01077	AMBER J DAVILA	17.70	267.98	18.74	283.72	.00	.00	.00	.00	36.44	551.70
010	560 00211	KEN T DEFOOR	.00	.00	.00	.00	.00	.00	.00	.00	.00	.00
010	560 00012	MICHELLE O DESHOTEL	357.97	8172.46	115.25	2631.16	240.75	5496.32	181.75	4149.35	895.72	20449.29
010	560 01239	EMALEE C DIEHL	52.98	802.12	86.73	1313.09	137.75	2085.54	181.75	2751.70	459.21	6952.45
010	560 00337	ROBERT R DUNN	480.00	10958.40	90.00	2054.70	301.00	6871.83	972.75	22207.88	1843.75	42092.81
010	560 01301	SHELLY A EDWARDS	186.76	4009.74	104.80	2250.06	373.75	8024.41	326.25	7004.59	991.56	21288.80
010	560 00128	MARK D ELLINGTON	480.00	11548.80	120.00	2887.20	.00	.00	.00	.00	600.00	14436.00
010	560 00235	DARRELL W ELLIOTT	480.00	10958.40	120.00	2739.60	303.25	6923.20	914.75	20883.74	1818.00	41504.94
010	560 01453	BENJAMIN GARCIA JR	53.36	1145.64	26.72	573.68	38.00	815.86	114.00	2447.58	232.08	4982.76
010	560 01465	RUBEN GARCIA JR	33.35	716.02	16.70	358.55	66.25	1422.39	73.75	1583.41	190.05	4080.37

FOR PAY PERIOD ENDING 02/25/2018

DEPT NUMBER	EMP#	EMPLOYEE NAME	--- SICK LEAVE ---		--- VACATION ---		--- COMP TIME ---		--- HOLIDAY ---		--- TOTALS ---		
			AVAIL	VALUE	AVAIL	VALUE	AVAIL	VALUE	AVAIL	VALUE	AVAIL	VALUE	
010	560	00888	IVAN GONZALEZ	480.00	10305.60	120.00	2576.40	377.50	8104.93	486.50	10445.16	1464.00	31432.09
010	560	01078	CRYSTAL A GULLORY	22.20	336.11	47.99	726.57	12.75	193.04	17.25	261.17	100.19	1516.89
010	560	01430	VIRGINIA A HALL	51.03	772.59	30.06	455.11	127.50	1930.35	101.50	1536.71	310.09	4694.76
010	560	01348	ZACK T HARKNESS	.00	.00	.00	.00	.00	.00	.00	.00	.00	.00
010	560	00193	JAMES A HOBSON	348.11	7947.35	109.10	2490.75	292.75	6683.48	316.75	7231.40	1066.71	24352.98
010	560	00181	LELA A HOLLEY	418.32	6333.36	88.07	1333.38	143.00	2165.02	454.25	6877.35	1103.64	16709.11
010	560	01439	RONALD D HOUSE	66.70	1432.05	33.40	717.10	81.75	1755.17	18.25	391.83	200.10	4296.15
010	560	00727	SHIRLEY M JACKSON	348.69	6454.25	87.75	1624.25	99.00	1832.49	16.00	296.16	551.44	10207.15
010	560	01419	GARRETT L JOHNSTON	93.38	2004.87	53.42	1146.93	231.75	4975.67	198.00	4251.06	576.55	12378.53
010	560	01466	KATRENA M JOHNSTON	33.35	716.02	16.70	358.55	43.75	939.31	65.50	1406.29	159.30	3420.17
010	560	01079	WILLIAM M KNOX	87.20	2098.03	109.36	2631.20	.00	.00	.00	.00	196.56	4729.23
010	560	00261	THOMAS A KOEN	480.00	10958.40	92.00	2100.36	386.50	8823.80	454.75	10381.94	1413.25	32264.50
010	560	01467	BRYANT T KUTRA	33.35	716.02	16.70	358.55	34.00	729.98	78.75	1690.76	162.80	3495.31
010	560	01486	CASSIE M LECHLER	.00	.00	.00	.00	.00	.00	.00	.00	.00	.00
010	560	00882	LINDA W LONGORIA	125.22	2688.47	38.50	826.60	3.75	80.51	43.25	928.58	210.72	4524.16
010	560	01469	CADE E LOWERY	33.35	716.02	16.70	358.55	30.75	660.20	58.00	1245.26	138.80	2980.03
010	560	00370	VAN C MADDOX	66.70	1432.05	33.40	717.10	69.75	1497.53	126.00	2705.22	295.85	6351.90
010	560	01156	MISTY D MADDOX	175.46	2656.46	112.01	1695.83	130.25	1971.99	310.50	4700.97	728.22	11025.25
010	560	01057	RANSON L MARTEL	63.35	1360.12	60.03	1288.84	60.50	1298.94	65.00	1395.55	248.88	5343.45
010	560	01440	OSCAR D MARTINEZ	66.70	1432.05	33.40	717.10	141.50	3038.01	107.25	2302.66	348.85	7489.82
010	560	01490	DANIEL R MCMULLAN	20.01	429.61	10.02	215.13	31.00	665.57	24.00	515.28	85.03	1825.59
010	560	00653	JAMES R MCQUEEN	468.18	10688.55	120.00	2739.60	326.75	7459.70	700.25	15986.71	1615.18	36874.56
010	560	00850	JAMES W MCQUEEN	383.86	8502.50	44.82	992.76	246.25	5454.44	125.00	2768.75	799.93	17718.45
010	560	01242	JOHN M MENDOZA	79.77	1712.66	94.81	2035.57	117.00	2511.99	106.75	2291.92	398.33	8552.14
010	560	01330	ANN M MITCHELL	101.08	2307.66	99.12	2262.91	183.00	4177.89	158.00	3607.14	541.20	12355.60
010	560	01331	SEAN C MITCHELL	23.08	495.53	84.12	1806.06	53.75	1154.01	149.50	3209.77	310.45	6665.37
010	560	00168	DONALD W NEYLAND	480.00	12460.80	120.00	3115.20	.00	.00	.00	.00	600.00	15576.00
010	560	00360	VITA O'REILLY	62.72	949.58	83.01	1256.77	82.50	1249.05	91.25	1381.53	319.48	4836.93
010	560	00331	JAMES A OTT JR	205.00	4540.75	39.00	863.85	19.50	431.93	38.25	847.24	301.75	6683.77
010	560	01086	LISA M PARKER	.00	.00	.00	.00	.00	.00	.00	.00	.00	.00
010	560	00125	FLOYD W PEARSON JR	438.98	10021.91	92.00	2100.36	361.25	8247.34	695.75	15883.97	1587.98	36253.58
010	560	00994	DUSTIN L PIASSOLI	288.18	4363.05	84.76	1283.27	103.00	1559.42	96.50	1461.01	572.44	8666.75
010	560	00359	CLINTON T PIERCE	432.72	9879.00	101.69	2321.58	357.75	8167.43	707.00	16140.81	1599.16	36508.82
010	560	01280	DAVID C POWELL	.00	.00	.00	.00	.00	.00	.00	.00	.00	.00
010	560	00347	ROBERT J RADER	.00	.00	.00	.00	.00	.00	.00	.00	.00	.00
010	560	01118	STEVEN T RASBERRY	228.51	4906.11	93.34	2004.01	244.00	5238.68	278.50	5979.40	844.35	18128.20
010	560	01266	SHEILA M RAY	166.77	3580.55	6.89	147.93	.00	.00	.00	.00	173.66	3728.48
010	560	00296	SHANDALYNN N RHAME	270.59	5809.57	99.75	2141.63	248.25	5329.93	29.75	638.73	648.34	13919.86
010	560	01417	KENT R SHAFFER	93.38	2068.37	53.42	1183.25	240.75	5332.61	117.25	2597.09	504.80	11181.32
010	560	00173	BRUCE W SIMS	434.66	9332.15	112.84	2422.67	327.50	7031.43	249.50	5356.77	1124.50	24143.02
010	560	00624	ALLISON L SOBOL	170.34	2578.95	102.79	1556.24	.75	11.36	.50	7.57	274.38	4154.12
010	560	01406	BRIDGET K SUMRALL	62.05	939.44	51.09	773.50	36.50	552.61	40.00	605.60	189.64	2871.15
010	560	01142	KENNETH C TAYLOR	130.83	2808.92	101.09	2170.40	241.50	5185.01	298.00	6398.06	771.42	16562.39
010	560	01277	LAURA A TAYLOR	.00	.00	.00	.00	.00	.00	.00	.00	.00	.00
010	560	01483	WILBURN B TAYLOR	26.68	572.82	13.36	286.84	12.25	263.01	47.00	1009.09	99.29	2131.76
010	560	00361	KEVIN L THEISS	480.00	10632.00	72.00	1594.80	301.00	6667.15	372.75	8256.41	1225.75	27150.36
010	560	01422	JOHN G TUCKER	93.38	2004.87	53.42	1146.93	316.75	6800.62	186.00	3993.42	649.55	13945.84
010	560	00362	CHRISTOPHER L UNGLES	296.12	6760.42	120.00	2739.60	418.25	9548.65	868.00	19816.44	1702.37	38865.11
010	560	01471	WILLARD K UNGLES JR	26.68	572.82	13.36	286.84	42.00	901.74	71.00	1524.37	153.04	3285.77

FOR PAY PERIOD ENDING 02/25/2018

DEPT NUMBER	EMP#	EMPLOYEE NAME	--- SICK LEAVE ---		---- VACATION ----		----- COMP TIME -----		----- HOLIDAY -----		----- TOTALS -----	
			AVAIL	VALUE	AVAIL	VALUE	AVAIL	VALUE	AVAIL	VALUE	AVAIL	VALUE
010 560	00213	SHERRY E WALTON	480.00	7876.80	120.00	1969.20	222.25	3647.12	850.75	13960.81	1673.00	27453.93
010 560	01062	SYLVESTER C WEBB JR	.00	.00	.00	.00	.00	.00	.00	.00	.00	.00
010 560	01082	TAYLOR W WELLS	336.95	7234.32	120.00	2576.40	376.00	8072.72	620.00	13311.40	1452.95	31194.84
010 560	01048	CHARLES D WERNER	253.46	5614.14	98.69	2185.98	213.00	4717.95	227.75	5044.66	792.90	17562.73
010 560	00102	ROYCE L WHEELER	.00	.00	.00	.00	.00	.00	.00	.00	.00	.00
010 560	01267	RICHARD E WHITTEN	69.69	1496.24	60.26	1293.78	220.25	4728.77	44.75	960.78	394.95	8479.57
010 560	01487	ALEXIS L WILLIAMS	6.67	100.98	3.34	50.57	.00	.00	12.00	181.68	22.01	333.23
010 560	01253	HOLLY K WILSON	154.12	2256.32	111.66	1634.70	85.00	1244.40	.00	.00	350.78	5135.42
010 560	00893	RABONNA L YOUNG	17.35	262.68	16.70	252.84	100.50	1521.57	68.00	1029.52	202.55	3066.61
010 560	01098	PAUL A YOUNG JR	360.69	8234.55	120.00	2739.60	394.00	8995.02	493.50	11266.61	1368.19	31235.78
010 560	01160	TIFFANY J YUEN	135.73	2054.95	114.04	1726.57	144.50	2187.73	276.25	4182.43	670.52	10151.68
DEPARTMENT TOTALS			16271.16	342170.47	6317.02	127632.73	13241.25	277686.62	17865.00	375164.36	53694.43	1122654.18
010 570	00023	MARTHA E CALDWELL	192.51	2685.51	96.88	1351.48	.00	.00	.00	.00	289.39	4036.99
010 570	00196	DANELLA S MCCARTY	304.65	6205.72	65.44	1333.01	6.00	122.22	.00	.00	376.09	7660.95
010 570	00111	KELLY S SEMIEN	371.65	8321.24	120.00	2686.80	4.00	89.56	.00	.00	495.65	11097.60
010 570	00884	LUCILA M TREVIZO	236.80	3345.98	54.30	767.26	.00	.00	.00	.00	291.10	4113.24
DEPARTMENT TOTALS			1105.61	20558.45	336.62	6138.55	10.00	211.78	.00	.00	1452.23	26908.78
010 581	00147	CRISTA M BEASLEY	442.64	7024.70	100.00	1587.00	.00	.00	.00	.00	542.64	8611.70
010 581	00122	THOMAS E BRANCH	461.32	11099.36	68.10	1638.49	.00	.00	.00	.00	529.42	12737.85
010 581	00140	JAMES L CARSON	480.00	10219.20	106.00	2256.74	.00	.00	.00	.00	586.00	12475.94
DEPARTMENT TOTALS			1383.96	28343.26	274.10	5482.23	.00	.00	.00	.00	1658.06	33825.49
010 582	00906	BRENDA M FAIRCHILD	51.98	1226.73	114.94	2712.58	21.00	495.60	.00	.00	187.92	4434.91
010 582	01093	BESSIE N SEWELL	37.69	596.63	79.23	1254.21	46.00	728.18	.00	.00	162.92	2579.02
DEPARTMENT TOTALS			89.67	1823.36	194.17	3966.79	67.00	1223.78	.00	.00	350.84	7013.93
010 622	01450	LESLIE D GOMEZ	34.03	556.39	30.06	491.48	8.00	130.80	.00	.00	72.09	1178.67
010 622	01491	STEPHANIE M GROSS	13.34	218.11	6.68	109.22	.00	.00	.00	.00	20.02	327.33
010 622	01155	RAQUEL LULE	103.43	1461.47	85.47	1207.69	7.50	105.98	.00	.00	196.40	2775.14
010 622	01461	FRED MAJORS JR	1.35	22.07	16.70	273.05	.50	8.18	.00	.00	18.55	303.30
010 622	00694	JENNIFER L PURNELL	212.24	3487.10	120.00	1971.60	46.75	768.10	2.00	32.86	380.99	6259.66
010 622	01448	MARIA M VENEGAS	.00	.00	.00	.00	.00	.00	.00	.00	.00	.00
DEPARTMENT TOTALS			364.39	5745.14	258.91	4053.04	62.75	1013.06	2.00	32.86	688.05	10844.10
010 646	01246	MICHELLE R CONNER	72.10	1181.72	111.47	1826.99	.00	.00	.00	.00	183.57	3008.71
010 646	00628	JACQUELINE L GEISLEMAN	288.36	4726.22	108.32	1775.36	.00	.00	.00	.00	396.68	6501.58
010 646	00659	PENNY P MCMILLEN	77.48	1828.53	101.52	2395.87	.00	.00	.00	.00	179.00	4224.40

FOR PAY PERIOD ENDING 02/25/2018

DEPT NUMBER	EMP#	EMPLOYEE NAME	--- SICK AVAIL	LEAVE VALUE	--- VACATION AVAIL	--- VALUE	--- COMP AVAIL	TIME VALUE	--- HOLIDAY AVAIL	--- VALUE	--- TOTALS AVAIL	--- VALUE	
		DEPARTMENT TOTALS	437.94	7736.47	321.31	5998.22	.00	.00	.00	.00	759.25	13734.69	
010	660	00675	DEBORAH K MCGINNIS-PAI	480.00	9691.20	114.68	2315.39	120.00	2422.80	.00	.00	714.68	14429.39
		DEPARTMENT TOTALS	480.00	9691.20	114.68	2315.39	120.00	2422.80	.00	.00	714.68	14429.39	
010	665	01311	AMANDA D BROOKS	13.34	201.97	13.34	201.97	.00	.00	.00	.00	26.68	403.94
010	665	00004	ALEXIS N CORDOVA	26.66	218.88	20.00	164.20	.00	.00	.00	.00	46.66	383.08
010	665	01283	WILLIAM R FLORA	.00	.00	.00	.00	.00	.00	.00	.00	.00	.00
010	665	00146	ANDLE A MAYON	6.67	95.98	3.34	48.06	.00	.00	.00	.00	10.01	144.04
010	665	00275	JO L REYNOLDS	480.00	6907.20	118.67	1707.66	107.00	1539.73	8.00	115.12	713.67	10269.71
		DEPARTMENT TOTALS	526.67	7424.03	155.35	2121.89	107.00	1539.73	8.00	115.12	797.02	11200.77	
FUND TOTALS			42387.10	904773.58	16127.01	335847.50	16231.58	336292.62	18037.50	378601.11	92783.19	1955514.81	

FOR PAY PERIOD ENDING 02/25/2018

DEPT NUMBER	EMP#	EMPLOYEE NAME	--- SICK AVAIL	LEAVE VALUE	--- VACATION AVAIL	--- VALUE	--- COMP AVAIL	TIME VALUE	--- HOLIDAY AVAIL	--- VALUE	--- TOTALS AVAIL	--- VALUE
DEPARTMENT TOTALS			.00	.00	.00	.00	.00	.00	.00	.00	.00	.00
015 612	01493	ROBERT E ALDRICH	13.34	256.80	6.68	128.59	.00	.00	10.00	192.50	30.02	577.89
015 612	01489	JAMEY R GOSS	13.34	260.13	6.68	130.26	7.50	146.25	20.00	390.00	47.52	926.64
015 612	00346	RANDY L HUMBER	480.00	12196.80	110.00	2795.10	258.00	6555.78	20.00	508.20	868.00	22055.88
015 612	00137	CYNTHIA M IVY	480.00	9120.00	120.00	2280.00	27.25	517.75	20.00	380.00	647.25	12297.75
015 612	00040	TRAVIS JACKSON JR	474.33	8537.94	29.93	538.74	49.25	886.50	10.00	180.00	563.51	10143.18
015 612	01231	DANNY L LAMBERT	.00	.00	.00	.00	.00	.00	.00	.00	.00	.00
015 612	01103	DANIEL M PARKER	76.71	1342.43	46.75	818.13	12.00	210.00	20.00	350.00	155.46	2720.56
015 612	00257	WILLIAM J RAYON	44.43	810.85	48.47	884.58	76.75	1400.69	20.00	365.00	189.65	3461.12
015 612	01259	JOHN E SCOTT	13.45	262.28	48.49	945.56	56.75	1106.63	10.00	195.00	128.69	2509.47
015 612	01447	CHARLES A SCOTT	33.35	400.20	16.70	200.40	.00	.00	.00	.00	50.05	600.60
015 612	00309	JAMES J SEMIEN	480.00	9240.00	115.00	2213.75	18.25	351.31	20.00	385.00	633.25	12190.06
015 612	01090	CLAYTON L SMITH	60.03	1110.56	30.06	556.11	7.50	138.75	10.00	185.00	107.59	1990.42
015 612	01423	CARROLL R SMITH	73.71	1400.49	46.75	888.25	52.75	1002.25	20.00	380.00	193.21	3670.99
015 612	00613	JOHN C TROUSDALE	7.07	136.10	11.11	213.87	.00	.00	20.00	385.00	38.18	734.97
015 612	01288	JOHN W WILSON	163.43	3574.21	110.84	2424.07	74.25	1623.85	10.00	218.70	358.52	7840.83
DEPARTMENT TOTALS			2413.19	48648.79	747.46	15017.41	640.25	13939.76	210.00	4114.40	4010.90	81720.36
015 613	00169	MICHAEL W BORSKI	480.00	8640.00	120.00	2160.00	111.00	1998.00	.00	.00	711.00	12798.00
015 613	00175	BRADLEY W BORSKI	467.32	7944.44	108.48	1844.16	21.75	369.75	.00	.00	597.55	10158.35
015 613	00719	GEORGE BURRELL JR	275.47	3873.11	74.06	1041.28	85.75	1205.65	46.00	646.76	481.28	6766.80
015 613	00863	CARL H CADE	127.80	2428.20	59.47	1129.93	.00	.00	20.00	380.00	207.27	3938.13
015 613	01315	RICKY D CAROTHERS JR	22.50	450.00	73.54	1470.80	47.25	945.00	10.00	200.00	153.29	3065.80
015 613	00267	JOHNNY D CHAPMAN	146.12	3476.19	120.00	2854.80	103.00	2450.37	.00	.00	369.12	8781.36
015 613	01363	MILLARD E CHAPMAN	96.39	1927.80	73.43	1468.60	32.00	640.00	.00	.00	201.82	4036.40
015 613	01085	JAY C COOK	62.20	1181.80	61.74	1173.06	60.25	1144.75	.00	.00	184.19	3499.61
015 613	01251	CARL S DEVILLE	103.12	2062.40	95.16	1903.20	31.00	620.00	.00	.00	229.28	4585.60
015 613	01243	TIFFANY M GRAHAM	90.46	1736.83	88.50	1699.20	.00	.00	.00	.00	178.96	3436.03
015 613	01164	THOMAS G HAZLETT	7.56	143.64	72.85	1384.15	20.25	384.75	.00	.00	100.66	1912.54
015 613	01287	MICHELLE R LOMAS	27.43	385.67	103.47	1454.79	9.00	126.54	30.00	421.80	169.90	2388.80
015 613	00911	JAMES W MCINTOSH	159.99	3199.80	36.95	739.00	19.25	385.00	.00	.00	216.19	4323.80
015 613	01139	CRYSTAL G PORTER	94.50	1476.09	88.54	1382.99	7.75	121.06	8.00	124.96	198.79	3105.10
015 613	01313	LARRY W RIVES	63.42	1268.40	103.46	2069.20	70.25	1405.00	.00	.00	237.13	4742.60
015 613	00915	ELOY J RODRIGUEZ	342.18	8698.22	116.67	2965.75	378.50	9621.47	10.00	254.20	847.35	21539.64
015 613	00707	MICHAEL R SELLERS	480.00	9600.00	64.35	1287.00	234.25	4685.00	.00	.00	778.60	15572.00
015 613	00886	TOMMY J SMALL	79.31	1506.89	117.63	2234.97	366.75	6968.25	.00	.00	563.69	10710.11
015 613	00042	LORETTA J STARK	480.00	6748.80	113.37	1593.98	171.50	2411.29	71.00	998.26	835.87	11752.33
015 613	00067	CLAYTON W STARK	105.87	2011.53	71.07	1350.33	65.75	1249.25	30.00	570.00	272.69	5181.11
015 613	00358	DAVID J STARK	.00	.00	.00	.00	.00	.00	.00	.00	.00	.00
015 613	00219	DONALD R TANNER	33.35	633.65	16.70	317.30	4.50	85.50	.00	.00	54.55	1036.45
015 613	01433	JAYCOB R TULLOCK	60.03	960.48	30.06	480.96	.00	.00	.00	.00	90.09	1441.44
015 613	00047	BRADFORD P WILLIAMSON	102.85	2057.00	97.89	1957.80	26.25	525.00	.00	.00	226.99	4539.80
015 613	01416	DANNY R YOCUM II	73.38	1467.60	53.42	1068.40	89.50	1790.00	.00	.00	216.30	4326.00
DEPARTMENT TOTALS			3981.25	73878.54	1960.81	37031.65	1955.50	39131.63	225.00	3595.98	8122.56	153637.80
015 614	01421	TROY G BROWN	6.88	161.82	27.17	639.04	.00	.00	13.00	305.76	47.05	1106.62

FOR PAY PERIOD ENDING 02/25/2018

DEPT NUMBER	EMP#	EMPLOYEE NAME	--- SICK LEAVE ---		---- VACATION ----		----- COMP TIME -----		----- HOLIDAY -----		----- TOTALS -----	
			AVAIL	VALUE	AVAIL	VALUE	AVAIL	VALUE	AVAIL	VALUE	AVAIL	VALUE
015 614	00251	RICKY D BURT	13.72	245.45	47.01	841.01	.00	.00	25.00	447.25	85.73	1533.71
015 614	00657	BUDDY R CULLEY II	20.11	359.77	59.07	1056.76	1.25	22.36	20.00	357.80	100.43	1796.69
015 614	00367	LYNDON B JOHNSON	6.85	122.55	16.70	298.76	10.50	187.85	20.00	357.80	54.05	966.96
015 614	01099	ALLEN W MAY	88.69	1586.66	43.23	773.38	9.25	165.48	25.00	447.25	166.17	2972.77
015 614	01468	KRISTEN A ORTIZ	23.85	333.90	16.70	233.80	.00	.00	20.00	280.00	60.55	847.70
015 614	01365	RONDA H POLING	99.22	1905.02	66.76	1281.79	48.50	931.20	20.00	384.00	234.48	4502.01
015 614	00149	JASON R SHAW	326.58	6041.73	83.48	1544.38	11.50	212.75	25.00	462.50	446.56	8261.36
015 614	00718	JUSTIN W SHAW	65.80	1125.18	14.55	248.81	.00	.00	20.00	342.00	100.35	1715.99
015 614	01495	DUSTIN W VORSE	6.67	119.33	3.34	59.75	.00	.00	10.00	178.90	20.01	357.98
DEPARTMENT TOTALS			658.37	12001.41	378.01	6977.48	81.00	1519.64	198.00	3563.26	1315.38	24061.79
015 615	00916	JOHN A BOSTON SR	13.36	228.32	17.69	302.32	.00	.00	10.00	170.90	41.05	701.54
015 615	00034	DANNY C EARP	480.00	8971.20	120.00	2242.80	175.25	3275.42	50.00	934.50	825.25	15423.92
015 615	01484	CANDY K LADRIGUE	20.01	320.16	10.02	160.32	.00	.00	10.00	160.00	40.03	640.48
015 615	01290	JOSHUA D LANGDON	16.93	253.95	73.47	1102.05	32.00	480.00	17.00	255.00	139.40	2091.00
015 615	01236	DARYL MCWHORTER	188.46	4790.65	108.50	2758.07	181.50	4613.73	30.00	762.60	508.46	12925.05
015 615	01463	CLABERT D MENARD	33.35	550.28	16.70	275.55	.00	.00	20.00	330.00	70.05	1155.83
015 615	01333	JOSHUA K MITCHELL	54.41	897.77	73.45	1211.93	33.50	552.75	13.00	214.50	174.36	2876.95
015 615	01407	AUBREY B PETERS	48.05	912.95	50.10	951.90	26.50	503.50	10.00	190.00	134.65	2558.35
015 615	01310	WILLIAM W RAYON	32.42	567.35	58.46	1023.05	130.25	2279.38	20.00	350.00	241.13	4219.78
015 615	01224	KAREN REITER	139.46	2677.63	120.00	2304.00	59.25	1137.60	10.00	192.00	328.71	6311.23
015 615	01354	GENE A RHAME	84.73	1525.14	53.44	961.92	44.00	792.00	10.00	180.00	192.17	3459.06
015 615	01345	TERRY C SLAUGHTER	96.07	1777.30	100.11	1852.04	84.00	1554.00	17.00	314.50	297.18	5497.84
015 615	01272	BRANDON W SONES	20.19	363.42	51.73	931.14	11.00	198.00	10.00	180.00	92.92	1672.56
015 615	01260	ELIJAH L THRASHER JR	36.20	669.70	113.49	2099.57	34.75	642.88	11.00	203.50	195.44	3615.65
015 615	01408	ERIC S VINING	100.05	2001.00	60.09	1201.80	109.50	2190.00	40.00	800.00	309.64	6192.80
015 615	01458	CHRISTOPHER R VINING	46.69	863.77	23.38	432.53	81.50	1507.75	30.00	555.00	181.57	3359.05
DEPARTMENT TOTALS			1410.38	27370.59	1050.63	19810.99	1003.00	19727.01	308.00	5792.50	3772.01	72701.09
FUND TOTALS			8463.19	161899.33	4136.91	78837.53	3679.75	74318.04	941.00	17066.14	17220.85	332121.04

FOR PAY PERIOD ENDING 02/25/2018

DEPT NUMBER	EMP#	EMPLOYEE NAME	--- SICK LEAVE ---		---- VACATION ----		----- COMP TIME -----		----- HOLIDAY -----		----- TOTALS -----	
			AVAIL	VALUE	AVAIL	VALUE	AVAIL	VALUE	AVAIL	VALUE	AVAIL	VALUE
DEPARTMENT TOTALS			.00	.00	.00	.00	.00	.00	.00	.00	.00	.00
059 611	00771	JACK R CARRAWAY	.00	.00	.00	.00	.00	.00	.00	.00	.00	.00
059 611	01084	TERRY L DAVIS	373.53	6069.86	86.68	1408.55	15.00	243.75	10.00	162.50	485.21	7884.66
059 611	00605	ROBERT E NOACK	109.46	1778.73	23.56	382.85	3.00	48.75	10.00	162.50	146.02	2372.83
059 611	00253	EDWIN L PSENCIK	480.00	9206.40	100.00	1918.00	150.00	2877.00	10.00	191.80	740.00	14193.20
059 611	01339	ALICE R ROLKE	.00	.00	.00	.00	.00	.00	.00	.00	.00	.00
059 611	01340	WALTER W WADE	.00	.00	.00	.00	.00	.00	.00	.00	.00	.00
DEPARTMENT TOTALS			962.99	17054.99	210.24	3709.40	168.00	3169.50	30.00	516.80	1371.23	24450.69
FUND TOTALS			962.99	17054.99	210.24	3709.40	168.00	3169.50	30.00	516.80	1371.23	24450.69

FOR PAY PERIOD ENDING 02/25/2018

DEPT NUMBER	EMP#	EMPLOYEE NAME	--- SICK LEAVE ---		---- VACATION ----		----- COMP TIME -----		----- HOLIDAY -----		----- TOTALS -----	
			AVAIL	VALUE	AVAIL	VALUE	AVAIL	VALUE	AVAIL	VALUE	AVAIL	VALUE
		DEPARTMENT TOTALS	.00	.00	.00	.00	.00	.00	.00	.00	.00	.00
092 570	00188	KATHLEEN S BARRETT	.00	.00	.00	.00	.00	.00	.00	.00	.00	.00
092 570	00304	JENNIFER C BRAUNER	.00	.00	.00	.00	.00	.00	.00	.00	.00	.00
092 570	00109	TANYA M CHILDRESS	.00	.00	.00	.00	.00	.00	.00	.00	.00	.00
092 570	00870	MILES D HARTLEIN	.00	.00	.00	.00	.00	.00	.00	.00	.00	.00
092 570	00165	CASUNDRRA K HEBERT	.00	.00	.00	.00	.00	.00	.00	.00	.00	.00
092 570	01114	JODI L HENK	.00	.00	.00	.00	.00	.00	.00	.00	.00	.00
092 570	01104	MARISA S HENRY	.00	.00	.00	.00	.00	.00	.00	.00	.00	.00
092 570	01250	KAREN R HUMBER	.00	.00	.00	.00	.00	.00	.00	.00	.00	.00
092 570	01169	CHRISTI M JOHNSON	.00	.00	.00	.00	.00	.00	.00	.00	.00	.00
092 570	00179	REAGAN E KEY	.00	.00	.00	.00	.00	.00	.00	.00	.00	.00
092 570	01472	REGINA O LE BOEUF	.00	.00	.00	.00	.00	.00	.00	.00	.00	.00
092 570	00033	DIANE P MANEK	.00	.00	.00	.00	.00	.00	.00	.00	.00	.00
092 570	00221	JOHN M MCADAMS	.00	.00	.00	.00	.00	.00	.00	.00	.00	.00
092 570	00908	ANGELA M MENDOZA	.00	.00	.00	.00	.00	.00	.00	.00	.00	.00
092 570	00353	CELESTE L MORENO	.00	.00	.00	.00	.00	.00	.00	.00	.00	.00
092 570	00921	LACI J OVERSTREET	.00	.00	.00	.00	.00	.00	.00	.00	.00	.00
092 570	01350	CHRISTOPHER D PARKER	.00	.00	.00	.00	.00	.00	.00	.00	.00	.00
092 570	00163	JON K PATTON	.00	.00	.00	.00	.00	.00	.00	.00	.00	.00
092 570	00249	JODIE E POTETZ	.00	.00	.00	.00	.00	.00	.00	.00	.00	.00
092 570	01482	MARK W PROBERTS	.00	.00	.00	.00	.00	.00	.00	.00	.00	.00
092 570	00999	JEANETTE B RHAME	.00	.00	.00	.00	.00	.00	.00	.00	.00	.00
092 570	01496	SAMANTHA Y SANCHEZ	.00	.00	.00	.00	.00	.00	.00	.00	.00	.00
092 570	00164	STEVEN E SWAN	.00	.00	.00	.00	.00	.00	.00	.00	.00	.00
092 570	00722	LACY R TERAN	.00	.00	.00	.00	.00	.00	.00	.00	.00	.00
092 570	00208	LISA L WARREN	.00	.00	.00	.00	.00	.00	.00	.00	.00	.00
		DEPARTMENT TOTALS	.00	.00	.00	.00	.00	.00	.00	.00	.00	.00
092 571	01499	LINDA B BARTON	.00	.00	.00	.00	.00	.00	.00	.00	.00	.00
092 571	00909	LYNDA D FLEMING	.00	.00	.00	.00	.00	.00	.00	.00	.00	.00
		DEPARTMENT TOTALS	.00	.00	.00	.00	.00	.00	.00	.00	.00	.00
092 572	00993	VIVIANN W BOYER	.00	.00	.00	.00	.00	.00	.00	.00	.00	.00
092 572	00136	JASON W JONES	.00	.00	.00	.00	.00	.00	.00	.00	.00	.00
		DEPARTMENT TOTALS	.00	.00	.00	.00	.00	.00	.00	.00	.00	.00
092 574	01136	CODY D ARNOLD	.00	.00	.00	.00	.00	.00	.00	.00	.00	.00
092 574	00204	ERICKA R CARLOCK	.00	.00	.00	.00	.00	.00	.00	.00	.00	.00
092 574	00869	JEFFERY S LEE	.00	.00	.00	.00	.00	.00	.00	.00	.00	.00
092 574	01173	JESSE RAMOS JR	.00	.00	.00	.00	.00	.00	.00	.00	.00	.00

FOR PAY PERIOD ENDING 02/25/2018

DEPT NUMBER	EMP#	EMPLOYEE NAME	--- SICK LEAVE ---		---- VACATION ----		---- COMP TIME ----		---- HOLIDAY ----		----- TOTALS -----	
			AVAIL	VALUE	AVAIL	VALUE	AVAIL	VALUE	AVAIL	VALUE	AVAIL	VALUE
092 574	01318	ROGER G WIEBELHAUS	.00	.00	.00	.00	.00	.00	.00	.00	.00	.00
		DEPARTMENT TOTALS	.00	.00	.00	.00	.00	.00	.00	.00	.00	.00
092 575	01485	MARY E JACKSON	.00	.00	.00	.00	.00	.00	.00	.00	.00	.00
		DEPARTMENT TOTALS	.00	.00	.00	.00	.00	.00	.00	.00	.00	.00
		FUND TOTALS	.00	.00	.00	.00	.00	.00	.00	.00	.00	.00

FOR PAY PERIOD ENDING 02/25/2018

DEPT NUMBER	EMP#	EMPLOYEE NAME	--- SICK AVAIL	LEAVE --- VALUE	--- VACATION AVAIL	--- VALUE	--- COMP AVAIL	TIME --- VALUE	--- HOLIDAY AVAIL	--- VALUE	--- TOTALS AVAIL	--- VALUE
DEPARTMENT TOTALS			.00	.00	.00	.00	.00	.00	.00	.00	.00	.00
093 570	00082	MOLLY K MCADAMS	398.65	10081.86	92.50	2339.33	17.00	429.93	.00	.00	508.15	12851.12
093 570	00371	TREY A MCCONNELL II	480.00	11822.40	120.00	2955.60	22.00	541.86	.00	.00	622.00	15319.86
093 570	00625	LAURIE N MCMILLAN	88.06	1955.81	27.38	608.11	.00	.00	.00	.00	115.44	2563.92
093 570	01115	DIANA K RODRIGUEZ	.00	.00	.00	.00	.00	.00	.00	.00	.00	.00
093 570	00184	ANTHONY R SCOTT	474.32	21420.29	77.00	3477.32	.00	.00	.00	.00	551.32	24897.61
DEPARTMENT TOTALS			1441.03	45280.36	316.88	9380.36	39.00	971.79	.00	.00	1796.91	55632.51
FUND TOTALS			1441.03	45280.36	316.88	9380.36	39.00	971.79	.00	.00	1796.91	55632.51

FOR PAY PERIOD ENDING 02/25/2018

DEPT NUMBER	EMP#	EMPLOYEE NAME	--- SICK LEAVE ---		---- VACATION ----		---- COMP TIME ---		---- HOLIDAY ----		----- TOTALS -----	
			AVAIL	VALUE	AVAIL	VALUE	AVAIL	VALUE	AVAIL	VALUE	AVAIL	VALUE
GRAND TOTALS			53254.31	129008.26	20791.04	427774.79	20118.33	414751.95	19008.50	396184.05	13172.18	2367719.05

Section 6 – Check Register

Bank Account	Check Number	Check Date	Payee	Amount	Type	Voided
CSCD FEES	2001	01/04/2018	LACY TERAN	127.50	CHK	
CSCD FEES	2002	01/05/2018	BUSINESS CARD	1,238.15	CHK	
ORDD	2055	01/04/2018	JOHN DEERE FINANCIAL	109.41	CHK	
ORDD	2056	01/04/2018	JOHN J. HEBERT DIST. INC.	91.46	CHK	
ORDD	2057	01/04/2018	VERIZON WIRELESS	33.78	CHK	
ORDD	2058	01/04/2018	HEALTH CARE SERVICE CORP.	3,306.87	CHK	
ORDD	2059	01/04/2018	ALICE R. ROLKE	59.92	CHK	
* ORDD	2061	01/19/2018	ALLSURANCE AGENCY	105.00	CHK	
CSCD	19775	01/04/2018	A-1 TEL-COM SECURITY	42.95	CHK	
CSCD	19776	01/04/2018	KONICA MINOLTA BUSINESS SOLUTI	40.06	CHK	
CSCD	19777	01/04/2018	CORRECTIONS SOFTWARE SOLUTIONS	3,407.00	CHK	
CSCD	19778	01/04/2018	VERIZON WIRELESS	404.40	CHK	
CSCD	19779	01/04/2018	INTERNET MANAGEMENT SERVICES,	229.90	CHK	
CSCD	19780	01/04/2018	VINDICATOR & PROGRESS	171.60	CHK	
CSCD	19781	01/05/2018	BUSINESS CARD	1,529.42	CHK	
* CSCD	19783	01/19/2018	JEFFERY LEE	160.00	CHK	
CSCD	19784	01/19/2018	LEXIS NEXIS RISK DATA MANAGEME	100.00	CHK	
CSCD	19785	01/19/2018	CINTAS	109.45	CHK	
CSCD	19786	01/19/2018	TAC RISK MANAGEMENT POOL	10,077.00	CHK	
CSCD	19787	01/22/2018	IDVILLE	237.16	CHK	
CSCD	19788	01/22/2018	VALERO MARKETING & SUPPLY CO.	78.80	CHK	
CSCD	19789	01/22/2018	SECON	22.00	CHK	
CSCD	19790	01/25/2018	J.J. CHEVRON	368.69	CHK	
CSCD	19791	01/25/2018	EXPRESS LUBE OF LIBERTY	75.45	CHK	
CSCD	19792	01/25/2018	B J FORD-MERCURY CO	1,112.57	CHK	
CSCD	19793	01/25/2018	VERIZON WIRELESS	405.04	CHK	
CSCD	19794	01/25/2018	KONICA MINOLTA BUSINESS SOLUTI	661.03	CHK	
MAIN	25055	01/03/2018	CHARLES WIGGINS	1,250.00	CHK	
MAIN	25056	01/03/2018	CLEVELAND SENIOR CITIZENS	833.33	CHK	
MAIN	25057	01/03/2018	DAYTON SENIOR CITIZENS	833.33	CHK	
MAIN	25058	01/03/2018	GRACE INITIATIVE OF SOUTH LIBE	833.33	CHK	
MAIN	25059	01/03/2018	HARDIN SENIOR CITIZENS	333.33	CHK	
MAIN	25060	01/03/2018	LIBERTY COUNTY EMS, INC.	21,250.00	CHK	
MAIN	25061	01/03/2018	MARK MOREFIELD	1,800.00	CHK	
MAIN	25062	01/03/2018	PICKETT JOINT PROPERTIES	900.00	CHK	
MAIN	25063	01/03/2018	TRI-COUNTY MHRM	5,302.33	CHK	
MAIN	25064	01/08/2018	CMRS-PB	10,000.00	CHK	
MAIN	25065	01/09/2018	ALLISON FUNERAL SVC	400.00	CHK	
MAIN	25066	01/09/2018	ALLISON FUNERAL SVC	400.00	CHK	
MAIN	25067	01/09/2018	ALLISON FUNERAL SVC	400.00	CHK	
MAIN	25068	01/09/2018	SIERRA SPRINGS	31.39	CHK	
MAIN	25069	01/09/2018	SIERRA SPRINGS	70.43	CHK	
MAIN	25070	01/09/2018	WALMART COMMUNITY/GE CONSUMERS	158.44	CHK	
MAIN	25071	01/09/2018	A SILVER LINING	600.00	CHK	
MAIN	25072	01/09/2018	A T & T	62.34	CHK	
MAIN	25073	01/09/2018	A-1 TEL-COM SECURITY	269.79	CHK	
MAIN	25074	01/09/2018	ACTION MOBILE	934.00	CHK	
MAIN	25075	01/09/2018	AKIN'S AUTO & SERVICE CENTER	2,158.82	CHK	
MAIN	25076	01/09/2018	ALAYNA DURIO	280.00	CHK	
MAIN	25077	01/09/2018	ALEXIS CORDOVA	472.15	CHK	
MAIN	25078	01/09/2018	ALFORD FUELS	1,758.24	CHK	
MAIN	25079	01/09/2018	ALLEN'S GARAGE	389.00	CHK	

* INDICATES A GAP IN CHECK # SEQUENCE

Bank Account	Check Number	Check Date	Payee	Amount	Type	Voided
MAIN	25080	01/09/2018	ALLISON TROUSDALE	2,450.00	CHK	
MAIN	25081	01/09/2018	AMERICAN INDUSTRIAL - CLEVELAN	24.00	CHK	
MAIN	25082	01/09/2018	AMERICAN TIRE DISTRIBUTOR	117.36	CHK	
MAIN	25083	01/09/2018	AMERICAN TOWER SYSTEMS,L.P.	1,403.60	CHK	
MAIN	25084	01/09/2018	ANDRES FERNANDEZ=DIAZ	1,500.00	CHK	
MAIN	25085	01/09/2018	ANN BERRY	200.00	CHK	
MAIN	25086	01/09/2018	ANN'S SEAFOOD	141.56	CHK	
MAIN	25087	01/09/2018	ARMADILLO PRINTING & GRAPHICS	32.00	CHK	
MAIN	25088	01/09/2018	AT & T	300.29	CHK	
MAIN	25089	01/09/2018	AT&T	426.72	CHK	
MAIN	25090	01/09/2018	B J FORD-MERCURY CO	656.01	CHK	
MAIN	25091	01/09/2018	BAILEY'S HOUSE OF GUNS, INC	2,583.00	CHK	
MAIN	25092	01/09/2018	BEST WESTERN DAYTON INN & SUIT	100.57	CHK	
MAIN	25093	01/09/2018	BLUE TARP FINANCIAL	24.98	CHK	
MAIN	25094	01/09/2018	BLUEBONNET NATURAL GAS, LLC	48.27	CHK	
MAIN	25095	01/09/2018	BRENDA PECKINPAUGH	92.55	CHK	
MAIN	25096	01/09/2018	BRETT AUDILET	26.50	CHK	
MAIN	25097	01/09/2018	BROOKSHIRE BROS LTD.	134.49	CHK	
MAIN	25098	01/09/2018	BROOKSIDE EQUIPMENT SALES, INC	54.03	CHK	
MAIN	25099	01/09/2018	BRUCE KARBOWSKI	544.00	CHK	
MAIN	25100	01/09/2018	CDW GOVERNMENT INC.	392.61	CHK	
MAIN	25101	01/09/2018	CDW-G	378.27	CHK	
MAIN	25102	01/09/2018	CENTERPOINT ENERGY ENTEX	578.62	CHK	
MAIN	25103	01/09/2018	CERTIFIED LABORATORIES	979.50	CHK	
MAIN	25104	01/09/2018	CHRISTUS ST. ELIZABETH HOSPITA	421.00	CHK	
MAIN	25105	01/09/2018	CIARA B. TANNER	3,050.00	CHK	
MAIN	25106	01/09/2018	CIOX HEALTH	103.89	CHK	
MAIN	25107	01/09/2018	CIRA	662.00	CHK	
MAIN	25108	01/09/2018	CITY OF CLEVELAND	470.06	CHK	
MAIN	25109	01/09/2018	CITY OF HARDIN	64.00	CHK	
MAIN	25110	01/09/2018	CLAWSON'S COPY SHOPPE	223.04	CHK	
MAIN	25111	01/09/2018	CLERK OF THE CIRCUIT COURT	30.00	CHK	
MAIN	25112	01/09/2018	CLEVELAND ASPHALT	8,441.19	CHK	
MAIN	25113	01/09/2018	CLIFTON V. SMITH COURT REPORT	145.00	CHK	
MAIN	25114	01/09/2018	CNH CAPITAL AMERICA LLC	1,502.40	CHK	
MAIN	25115	01/09/2018	COASTAL WELDING SUPPLY	794.70	CHK	
MAIN	25116	01/09/2018	COBURN'S	1,776.00	CHK	
MAIN	25117	01/09/2018	COBURN'S LIBERTY	189.25	CHK	
MAIN	25118	01/09/2018	COMCAST	10,252.53	CHK	
MAIN	25119	01/09/2018	COMCAST	78.46	CHK	
MAIN	25120	01/09/2018	COWBOY DODGE	22,626.00	CHK	
MAIN	25121	01/09/2018	CREATIVE PRODUCT SOURCING, INC	2,233.87	CHK	
MAIN	25122	01/09/2018	CURTIS & SON VACUUM CORP.	9,455.00	CHK	
MAIN	25123	01/09/2018	D. WASHBURN PAVING CO.	27,069.90	CHK	
MAIN	25124	01/09/2018	DAN BRADLEY	450.00	CHK	
MAIN	25125	01/09/2018	DE LAGE LANDEN FINANCIAL SVCS,	1,513.58	CHK	
MAIN	25126	01/09/2018	DIGITAL DOLPHIN SUPPLIES	371.25	CHK	
MAIN	25127	01/09/2018	DISH	52.94	CHK	
MAIN	25128	01/09/2018	DONNA BROWN	914.00	CHK	
MAIN	25129	01/09/2018	DUSTIN PIASSOLI	160.00	CHK	
MAIN	25130	01/09/2018	ELEXANDERIA GRAHAM	100.00	CHK	
MAIN	25131	01/09/2018	ELIZABETH E. COKER	9,350.00	CHK	

Bank Account	Check Number	Check Date	Payee	Amount	Type	Voided
MAIN	25132	01/09/2018	ENTERGY	2,988.27	CHK	
MAIN	25133	01/09/2018	ERNEST BULLOCK	210.00	CHK	
MAIN	25134	01/09/2018	F M M S HOLDINGS OF TEXAS, LLC	1,950.00	CHK	
MAIN	25135	01/09/2018	F.A. RIPP'S TIRE CENTER	670.00	CHK	
MAIN	25136	01/09/2018	FARRAH F. HARPER	4,525.00	CHK	
MAIN	25137	01/09/2018	FASTENAL	87.72	CHK	
MAIN	25138	01/09/2018	FRANK'S COLLISION REPAIR	1,121.40	CHK	
MAIN	25139	01/09/2018	FRED MAJORS	127.09	CHK	
MAIN	25140	01/09/2018	FREDA TURNER	400.00	CHK	
MAIN	25141	01/09/2018	FRONTIER COMMUNICATIONS	3,767.26	CHK	
MAIN	25142	01/09/2018	G & K SERVICES	1,684.52	CHK	
MAIN	25143	01/09/2018	GALLS, LLC	436.35	CHK	
MAIN	25144	01/09/2018	GATE'S SALES	593.59	CHK	
MAIN	25145	01/09/2018	GERALD BAGWELL	1,500.00	CHK	
MAIN	25146	01/09/2018	GOOD PROMOTIONS	402.00	CHK	
MAIN	25147	01/09/2018	H-GAC	3,025.72	CHK	
MAIN	25148	01/09/2018	HALLSIGNS	342.35	CHK	
MAIN	25149	01/09/2018	HARDIN SIGN & SUPPLY CO.	573.39	CHK	
MAIN	25150	01/09/2018	HARDIN WATER SUPPLY CORP.	35.18	CHK	
MAIN	25151	01/09/2018	HARRIS COUNTY TREASURER	812.14	CHK	
MAIN	25152	01/09/2018	HENSCEY ELECTRIC & AIR COND.	165.00	CHK	
MAIN	25153	01/09/2018	HERNDON MCCONNELL	280.00	CHK	
MAIN	25154	01/09/2018	HOUSTON CHRONICLE	492.01	CHK	
MAIN	25155	01/09/2018	HULL FRESH WATER SUPPLY DIST.	40.00	CHK	
MAIN	25156	01/09/2018	INDIAN RIVER COUNTY CLERK OF C	32.98	CHK	
MAIN	25157	01/09/2018	INDIGENT HEALTHCARE SOLUTIONS	2,414.00	CHK	
MAIN	25158	01/09/2018	INTERNET MANAGEMENT SERVICES,	845.70	CHK	
MAIN	25159	01/09/2018	ISI COMMERCIAL REFRIGERATION	376.00	CHK	
MAIN	25160	01/09/2018	JACOB LADWIG	78.00	CHK	
MAIN	25161	01/09/2018	JAIME CARTER	2,015.00	CHK	
MAIN	25162	01/09/2018	JAMES M. GOTT	1,150.00	CHK	
MAIN	25163	01/09/2018	JAMES REAVES	180.37	CHK	
MAIN	25164	01/09/2018	JASPER TRANSMISSION	2,552.00	CHK	
MAIN	25165	01/09/2018	JAX	115.67	CHK	
MAIN	25166	01/09/2018	JOHN J. HEBERT DIST. INC.	8,758.43	CHK	
MAIN	25167	01/09/2018	JOHN PEEBLES	400.00	CHK	
MAIN	25168	01/09/2018	JOHN WELDER	480.00	CHK	
MAIN	25169	01/09/2018	JUSTIN JOHNSTON	143.84	CHK	
MAIN	25170	01/09/2018	KAYLA HERRINGTON	2,600.00	CHK	
MAIN	25171	01/09/2018	KEATON D. KIRKWOOD	5,119.72	CHK	
MAIN	25172	01/09/2018	KELLY HICKS	360.00	CHK	
MAIN	25173	01/09/2018	KENNETH WINTERS	480.00	CHK	
MAIN	25174	01/09/2018	KIM HARRIS-CO. TREASURER	145.13	CHK	
MAIN	25175	01/09/2018	KNIFE RIVER	873.35	CHK	
MAIN	25176	01/09/2018	KSHN RADIO	98.00	CHK	
MAIN	25177	01/09/2018	LARRY WILBURN	472.29	CHK	
MAIN	25178	01/09/2018	LAURIE DUGDALE	40.32	CHK	
MAIN	25179	01/09/2018	LAURIE LONG	57.78	CHK	
MAIN	25180	01/09/2018	LEWIS DEBARGE III	440.00	CHK	
MAIN	25181	01/09/2018	LEXIS NEXIS	75.86	CHK	
MAIN	25182	01/09/2018	LIBERTY COUNTY CLERK	2,000.00	CHK	
MAIN	25183	01/09/2018	LIBERTY COUNTY DISTRICT CLERK	2,760.00	CHK	

Bank Account	Check Number	Check Date	Payee	Amount	Type	Voided
MAIN	25184	01/09/2018	LIBERTY MATERIAL, INC.	4,455.72	CHK	
MAIN	25185	01/09/2018	LIBERTY POSTMASTER	22.00	CHK	
MAIN	25186	01/09/2018	LISA O'BANNON	500.00	CHK	
MAIN	25187	01/09/2018	M & M AUTOMOTIVE	1,132.00	CHK	
MAIN	25188	01/09/2018	MARIO GONZALEZ	280.00	CHK	
MAIN	25189	01/09/2018	MATTHEW POSTON-CO. ATTORNEY	446.50	CHK	
MAIN	25190	01/09/2018	MCCOY'S	115.30	CHK	
MAIN	25191	01/09/2018	MDN ENTERPRISES	779.20	CHK	
MAIN	25192	01/09/2018	MICHAEL CRAIG	480.00	CHK	
MAIN	25193	01/09/2018	MICHAEL LEE HUCKABAY	480.00	CHK	
MAIN	25194	01/09/2018	MICHELLE MANGUM-MERENDINO	4,450.00	CHK	
MAIN	25195	01/09/2018	MICKEY GISCLAIR, CSR	300.00	CHK	
MAIN	25196	01/09/2018	MILENTZ STORAGE	1,680.00	CHK	
MAIN	25197	01/09/2018	MORGAN FREGIA	40.00	CHK	
MAIN	25198	01/09/2018	MOSS HILL SERVICES	162.50	CHK	
MAIN	25199	01/09/2018	NEAL FUNERAL HOME	400.00	CHK	
MAIN	25200	01/09/2018	NORTHERN TOOL EQUIPMENT	2,978.92	CHK	
MAIN	25201	01/09/2018	NUECES POWER EQUIPMENT	62,542.90	CHK	
MAIN	25202	01/09/2018	O'REILLY AUTOMOTIVE STORES, IN	1,642.02	CHK	
MAIN	25203	01/09/2018	OFFICE DEPOT	5,667.63	CHK	
MAIN	25204	01/09/2018	PERFORMANCE TRUCK	490.13	CHK	
MAIN	25205	01/09/2018	POTETZ HOME CENTER	307.85	CHK	
MAIN	25206	01/09/2018	POTETZ HOME CENTER	1,723.79	CHK	
MAIN	25207	01/09/2018	PRECISE SAFETY & CONSULTING, I	192.50	CHK	
MAIN	25208	01/09/2018	PRODUCTION EQUIPMENT SUPPLY C	80.92	CHK	
MAIN	25209	01/09/2018	PRODUCTIVITY CENTER, INC.	162.00	CHK	
MAIN	25210	01/09/2018	PROFORMA	583.28	CHK	
MAIN	25211	01/09/2018	PTS OF AMERICA, LLC	4,806.00	CHK	
MAIN	25212	01/09/2018	PUTMAN K. REITER	371.91	CHK	
MAIN	25213	01/09/2018	QUILL	4,427.02	CHK	
MAIN	25214	01/09/2018	R & R ENTERPRISES	1,816.00	CHK	
MAIN	25215	01/09/2018	R.B. EVERETT & COMPANY	5,488.31	CHK	
MAIN	25216	01/09/2018	RAKE SALES	696.00	CHK	
MAIN	25217	01/09/2018	READYREFRESH	161.55	CHK	
MAIN	25218	01/09/2018	REBA A. EICHELBERGER	1,675.00	CHK	
MAIN	25219	01/09/2018	RED THE UNIFORM TAILOR	511.65	CHK	
MAIN	25220	01/09/2018	REPUBLIC SERVICES, INC.	28,458.51	CHK	
MAIN	25221	01/09/2018	RICOH	589.79	CHK	
MAIN	25222	01/09/2018	ROGER CHRISCO	600.00	CHK	
MAIN	25223	01/09/2018	SANTANDER LEASING LLC	218,716.26	CHK	
MAIN	25224	01/09/2018	SARAH ELLIS IVERSON	3,400.00	CHK	
MAIN	25225	01/09/2018	SEABREEZE CULVERT	17,498.40	CHK	
MAIN	25226	01/09/2018	SEAN MITCHELL	350.00	CHK	
MAIN	25227	01/09/2018	SERVICE REFRIGERATION	26,596.50	CHK	
MAIN	25228	01/09/2018	SHELIA CLEVELAND	160.00	CHK	
MAIN	25229	01/09/2018	SHOPPA'S	712.49	CHK	
MAIN	25230	01/09/2018	SIRCHIE FINGER PRINT LABORATOR	778.63	CHK	
MAIN	25231	01/09/2018	SMITH TOWING	103.00	CHK	
MAIN	25232	01/09/2018	SMITH'S AUTO ELECTRIC	100.00	CHK	
MAIN	25233	01/09/2018	SOUTHEAST TEXAS WATER	40.33	CHK	
MAIN	25234	01/09/2018	SOUTHERN TIRE MART, LLC	952.62	CHK	
MAIN	25235	01/09/2018	SPEEDWELL TARGETS	186.75	CHK	

Bank Account	Check Number	Check Date	Payee	Amount	Type	Voided
MAIN	25236	01/09/2018	STACEY NEAL	400.00	CHK	
MAIN	25237	01/09/2018	STAPLES BUSINESS ADVANTAGE	735.61	CHK	
MAIN	25238	01/09/2018	STEPHANIE GROSS	100.00	CHK	
MAIN	25239	01/09/2018	STERLING FUNERAL HOME	1,600.00	CHK	
MAIN	25240	01/09/2018	STICKERS 'N STITCHES	747.00	CHK	
MAIN	25241	01/09/2018	SUNBELT RENTALS	1,020.08	CHK	
MAIN	25242	01/09/2018	DANIELA ANDRADE	66.55	CHK	01/10/2018
MAIN	25243	01/09/2018	TAC	60.00	CHK	
MAIN	25244	01/09/2018	TARKINGTON TRUCK SERVICE	1,825.00	CHK	
MAIN	25245	01/09/2018	TARKINGTON WATER SUPPLY CORP.	45.95	CHK	
MAIN	25246	01/09/2018	TDCAA NOW TRUST FUND	245.23	CHK	
MAIN	25247	01/09/2018	TETRA TECH, INC.	84,615.96	CHK	
MAIN	25248	01/09/2018	TEXAS ASSOCIATION OF COUNTIES	11,323.24	CHK	
MAIN	25249	01/09/2018	TEXAS SECURITY SHREDDING	410.00	CHK	
MAIN	25250	01/09/2018	TEXAS SOCIAL SECURITY PROG.	35.00	CHK	
MAIN	25251	01/09/2018	THE POUNCIL LAW FIRM PLLC	800.00	CHK	
MAIN	25252	01/09/2018	THOMAS M. WHITWORTH	160.00	CHK	
MAIN	25253	01/09/2018	TRAVELERS	295.00	CHK	
MAIN	25254	01/09/2018	TRINITY ARMORY, INC.	73.00	CHK	
MAIN	25255	01/09/2018	TRINITY MATERIAL, INC.	1,236.69	CHK	
MAIN	25256	01/09/2018	TRINITY VALLEY TRACTORS, INC.	377.01	CHK	
MAIN	25257	01/09/2018	TURNER LEGAL GROUP	450.00	CHK	
MAIN	25258	01/09/2018	TX. DEPT. OF STATE HEALTH SERV	300.12	CHK	
MAIN	25259	01/09/2018	US DISTRICT COURT, WESTERN DIS	13.00	CHK	
MAIN	25260	01/09/2018	VERIZON WIRELESS	3,617.77	CHK	
MAIN	25261	01/09/2018	VFW	1,400.00	CHK	
MAIN	25262	01/09/2018	VULCAN CONSTRUCTION MATERIAL L	18,942.88	CHK	
MAIN	25263	01/09/2018	WASTE MANAGEMENT	71,198.46	CHK	
MAIN	25264	01/09/2018	WELLS FUNERAL SERVICE, INC.	450.00	CHK	
MAIN	25265	01/09/2018	WEST GROUP PAYMENT CENTER	6,133.98	CHK	
MAIN	25266	01/09/2018	WESTERN AUTO ASSOCIATE STORE	318.23	CHK	
MAIN	25267	01/09/2018	WEX BANK	18,010.92	CHK	
MAIN	25268	01/09/2018	WHITENER ENTERPRISES INC.	9,913.24	CHK	
MAIN	25269	01/09/2018	WHITENERS-DAYTON	479.65	CHK	
MAIN	25270	01/09/2018	WILLIAM HERGEMUELLER	628.63	CHK	
MAIN	25271	01/09/2018	WILLIAMSON LP GAS, INC.	60.00	CHK	
MAIN	25272	01/09/2018	XEROX CORPORATION	2,359.95	CHK	
MAIN	25273	01/09/2018	DANIELA ANDRADE	66.55	CHK	
MAIN	25274	01/11/2018	HARTFORD LIFE INSURANCE COMPAN	96.20	CHK	
MAIN	25275	01/11/2018	LIBERTY CO TEACHER CRED UNION	2,989.18	CHK	
MAIN	25276	01/11/2018	LIBERTY COUNTY INSURANCE & BEN	236,825.81	CHK	
MAIN	25277	01/11/2018	LIBERTY COUNTY PAYROLL	6,316.33	CHK	
MAIN	25278	01/11/2018	LIBERTY COUNTY PAYROLL	3,749.48	CHK	
MAIN	25279	01/11/2018	LIBERTY COUNTY PAYROLL	100.00	CHK	
MAIN	25280	01/11/2018	LIBERTY COUNTY PAYROLL CLEARIN	82,950.48	CHK	
MAIN	25281	01/11/2018	LIBERTY COUNTY PAYROLL CLEARIN	19,399.68	CHK	
MAIN	25282	01/11/2018	LIBERTY COUNTY PAYROLL CLEARIN	67,712.54	CHK	
MAIN	25283	01/11/2018	LIBERTY COUNTY PAYROLL CLEARIN	489,804.21	CHK	
MAIN	25284	01/11/2018	NATIONWIDE RETIREMENT SOLUTION	890.00	CHK	
MAIN	25285	01/11/2018	SOCIAL SECURITY ADMINISTRATION	167.54	CHK	
MAIN	25286	01/11/2018	THE HARTFORD	767.00	CHK	
MAIN	25287	01/11/2018	VALIC C/O JP MORGAN CHASE	721.00	CHK	

Bank Account	Check Number	Check Date	Payee	Amount	Type	Voided
MAIN	25288	01/10/2018	GENERAL LAND OFFICE	1,600.00	CHK	
MAIN	25289	01/10/2018	CONTRACT LAND STAFF, LLC	17,990.97	CHK	
MAIN	25290	01/11/2018	LUCY TREVIZO	120.00	CHK	
MAIN	25291	01/11/2018	ADAPT PROGRAMS, LLC	930.00	CHK	
MAIN	25292	01/11/2018	HILTON HOTEL	341.55	CHK	02/01/2018
MAIN	25293	01/11/2018	CORRECTIONAL MANAGEMENT INSTIT	265.00	CHK	
MAIN	25294	01/11/2018	SANDRA L. DUNNUCK	300.00	CHK	
MAIN	25295	01/11/2018	VALERO MARKETING & SUPPLY CO.	341.59	CHK	
MAIN	25296	01/11/2018	GULF COAST TRADES CENTER	1,816.91	CHK	
MAIN	25297	01/22/2018	JURY CHECK	80.00	CHK	
MAIN	25298	01/22/2018	JURY CHECK	86.00	CHK	
MAIN	25299	01/22/2018	JURY CHECK	86.00	CHK	
MAIN	25300	01/22/2018	JURY CHECK	86.00	CHK	
MAIN	25301	01/22/2018	JURY CHECK	86.00	CHK	
MAIN	25302	01/22/2018	JURY CHECK	86.00	CHK	
MAIN	25303	01/22/2018	JURY CHECK	86.00	CHK	
MAIN	25304	01/22/2018	JURY CHECK	86.00	CHK	
MAIN	25305	01/22/2018	JURY CHECK	86.00	CHK	
MAIN	25306	01/22/2018	JURY CHECK	86.00	CHK	
MAIN	25307	01/22/2018	JURY CHECK	86.00	CHK	
MAIN	25308	01/22/2018	JURY CHECK	46.00	CHK	
MAIN	25309	01/22/2018	JURY CHECK	46.00	CHK	
MAIN	25310	01/22/2018	JURY CHECK	46.00	CHK	
MAIN	25311	01/22/2018	JURY CHECK	46.00	CHK	
MAIN	25312	01/22/2018	JURY CHECK	46.00	CHK	
MAIN	25313	01/22/2018	JURY CHECK	46.00	CHK	
MAIN	25314	01/22/2018	JURY CHECK	46.00	CHK	
MAIN	25315	01/22/2018	JURY CHECK	46.00	CHK	
MAIN	25316	01/22/2018	JURY CHECK	6.00	CHK	01/22/2018
MAIN	25317	01/22/2018	JURY CHECK	46.00	CHK	
MAIN	25318	01/22/2018	JURY CHECK	46.00	CHK	
MAIN	25319	01/22/2018	JURY CHECK	46.00	CHK	
MAIN	25320	01/22/2018	JURY CHECK	46.00	CHK	
MAIN	25321	01/22/2018	JURY CHECK	46.00	CHK	
MAIN	25322	01/22/2018	JURY CHECK	46.00	CHK	
MAIN	25323	01/22/2018	JURY CHECK	46.00	CHK	
MAIN	25324	01/22/2018	JURY CHECK	46.00	CHK	
MAIN	25325	01/22/2018	JURY CHECK	46.00	CHK	
MAIN	25326	01/22/2018	JURY CHECK	40.00	CHK	
MAIN	25327	01/22/2018	JURY CHECK	46.00	CHK	
MAIN	25328	01/22/2018	JURY CHECK	46.00	CHK	
MAIN	25329	01/22/2018	JURY CHECK	40.00	CHK	
MAIN	25330	01/22/2018	JURY CHECK	46.00	CHK	
MAIN	25331	01/22/2018	JURY CHECK	46.00	CHK	
MAIN	25332	01/22/2018	JURY CHECK	40.00	CHK	
MAIN	25333	01/22/2018	JURY CHECK	46.00	CHK	
MAIN	25334	01/23/2018	T A C	180.00	CHK	
MAIN	25335	01/23/2018	TDCAA NOW TRUST FUND	295.00	CHK	
MAIN	25336	01/23/2018	TRANS UNION RISK & ALTERNATIVE	25.00	CHK	
MAIN	25337	01/23/2018	A T & T	72.69	CHK	
MAIN	25338	01/23/2018	A-1 TEL-COM SECURITY	248.80	CHK	
MAIN	25339	01/23/2018	AC PROVIDER SERVICES OF TEXAS	75.38	CHK	

Bank Account	Check Number	Check Date	Payee	Amount	Type	Voided
MAIN	25340	01/23/2018	ALFORD FUELS	75.00	CHK	
MAIN	25341	01/23/2018	ALLISON TROUSDALE	3,225.00	CHK	
MAIN	25342	01/23/2018	AMERICAN TOWER SYSTEMS,L.P.	1,992.77	CHK	
MAIN	25343	01/23/2018	ANDRES FERNANDEZ=DIAZ	300.00	CHK	
MAIN	25344	01/23/2018	ANITA GOTTPATI, MD	113.27	CHK	
MAIN	25345	01/23/2018	AT & T	142.38	CHK	
MAIN	25346	01/23/2018	AT&T	2,721.55	CHK	
MAIN	25347	01/23/2018	BETTY EDWARDS	44.94	CHK	
MAIN	25348	01/23/2018	BLUE TARP FINANCIAL	147.49	CHK	
MAIN	25349	01/23/2018	CANON FINANCIAL SERVICES	401.82	CHK	
MAIN	25350	01/23/2018	CANON SOLUTIONS AMERICA	63.92	CHK	
MAIN	25351	01/23/2018	CENTERPOINT ENERGY ENTEX	320.34	CHK	
MAIN	25352	01/23/2018	CHI ST LUKE'S HEALTH MEMORIAL	474.42	CHK	
MAIN	25353	01/23/2018	CHRISSE WILEY	28.34	CHK	
MAIN	25354	01/23/2018	CIARA B. TANNER	4,175.00	CHK	
MAIN	25355	01/23/2018	CITY OF LIBERTY	8,821.70	CHK	
MAIN	25356	01/23/2018	CLIFTON V. SMITH COURT REPORT	210.00	CHK	
MAIN	25357	01/23/2018	COASTAL WELDING SUPPLY	21.70	CHK	
MAIN	25358	01/23/2018	COMCAST	619.66	CHK	
MAIN	25359	01/23/2018	COMCAST	829.34	CHK	
MAIN	25360	01/23/2018	COMPUTER TUNE-UP SERVICES	8,750.00	CHK	
MAIN	25361	01/23/2018	CRYSTAL MAGEE	1,880.00	CHK	
MAIN	25362	01/23/2018	DAN BRADLEY	1,350.00	CHK	
MAIN	25363	01/23/2018	DAN'S TIRE SERVICE	75.00	CHK	
MAIN	25364	01/23/2018	DAYTON POSTMASTER	94.00	CHK	01/25/2018
MAIN	25365	01/23/2018	DE LAGE LANDEN FINANCIAL SVCS,	1,443.40	CHK	
MAIN	25366	01/23/2018	ELIZABETH E. COKER	2,600.00	CHK	
MAIN	25367	01/23/2018	ENTERGY	2,579.03	CHK	
MAIN	25368	01/23/2018	F M M S HOLDINGS OF TEXAS, LLC	19,500.00	CHK	
MAIN	25369	01/23/2018	FESTUS PLUMBING	268.21	CHK	
MAIN	25370	01/23/2018	G & K SERVICES	169.92	CHK	
MAIN	25371	01/23/2018	GEORGE DELOACH, DO	79.62	CHK	
MAIN	25372	01/23/2018	HARDIN COUNTY JUVENILE PROBATI	2,100.00	CHK	
MAIN	25373	01/23/2018	HEALTH CENTER OF SOUTHEAST TEX	771.00	CHK	
MAIN	25374	01/23/2018	HOUSTON NORTHWEST RADIOLOGY AS	12.30	CHK	
MAIN	25375	01/23/2018	HYDROPOWER HYDRAULICS INC.	362.25	CHK	
MAIN	25376	01/23/2018	IVAN PEARCE	697.40	CHK	
MAIN	25377	01/23/2018	JACOB LADWIG	697.40	CHK	
MAIN	25378	01/23/2018	JAMES M. GOTT	1,100.00	CHK	
MAIN	25379	01/23/2018	JUDGE RALPH FULLER JP#6	52.32	CHK	
MAIN	25380	01/23/2018	KAYLA HERRINGTON	3,364.38	CHK	
MAIN	25381	01/23/2018	KEATON D. KIRKWOOD	450.00	CHK	
MAIN	25382	01/23/2018	KINGWOOD MEDICAL CENTER HOSPIT	501.92	CHK	
MAIN	25383	01/23/2018	LETICIA LONGMILES	300.00	CHK	
MAIN	25384	01/23/2018	LEVEL 3 COMMUNICATIONS, LLC	603.00	CHK	
MAIN	25385	01/23/2018	LIBERTY CO TAX OFC	4,992.69	CHK	
MAIN	25386	01/23/2018	LIBERTY/DAYTON HOSPITAL	2,384.92	CHK	
MAIN	25387	01/23/2018	LJA ENGINEERING, INC.	5,493.13	CHK	
MAIN	25388	01/23/2018	LOGIX COMMUNICATIONS	843.64	CHK	
MAIN	25389	01/23/2018	LT'S GARBAGE SERVICE	419.12	CHK	
MAIN	25390	01/23/2018	LUCY TREVIZO	136.00	CHK	
MAIN	25391	01/23/2018	MICHELLE MANGUM-MERENDINO	1,350.00	CHK	

Bank Account	Check Number	Check Date	Payee	Amount	Type	Voided
MAIN	25392	01/23/2018	MONARCH UTILITIES, INC.	139.57	CHK	
MAIN	25393	01/23/2018	O'REILLY AUTOMOTIVE STORES, IN	416.15	CHK	
MAIN	25394	01/23/2018	OFFICE DEPOT	218.35	CHK	
MAIN	25395	01/23/2018	PACE STANCIL FUNERAL HOME	460.00	CHK	
MAIN	25396	01/23/2018	PERFORMANCE TRUCK	1,024.39	CHK	
MAIN	25397	01/23/2018	PINEY WOODS SANITATION	60.00	CHK	
MAIN	25398	01/23/2018	PITNEY BOWES	1,284.00	CHK	
MAIN	25399	01/23/2018	PLATINUM COPIER SOLUTIONS, LLC	1,331.51	CHK	
MAIN	25400	01/23/2018	POTETZ HOME CENTER	251.26	CHK	
MAIN	25401	01/23/2018	POTETZ HOME CENTER	65.51	CHK	
MAIN	25402	01/23/2018	PRECISE SAFETY & CONSULTING, I	82.50	CHK	
MAIN	25403	01/23/2018	PREMIER CARDIOVASCULAR CONSULT	5,346.72	CHK	
MAIN	25404	01/23/2018	PRODUCTION EQUIPMENT SUPPLY C	210.00	CHK	
MAIN	25405	01/23/2018	PROGRESSIVE WASTE SOLUTIONS OF	300.00	CHK	
MAIN	25406	01/23/2018	PROSPERITY BANK	145.00	CHK	
MAIN	25407	01/23/2018	QUILL	128.19	CHK	
MAIN	25408	01/23/2018	READYREFRESH	140.95	CHK	
MAIN	25409	01/23/2018	REBA A. EICHELBERGER	1,400.00	CHK	
MAIN	25410	01/23/2018	REPUBLIC SERVICES, INC.	20,697.02	CHK	
MAIN	25411	01/23/2018	ROGER CHRISCO	750.00	CHK	
MAIN	25412	01/23/2018	SARAH ELLIS IVERSON	2,975.00	CHK	
MAIN	25413	01/23/2018	SCRIPT CARE, LTD	500.38	CHK	
MAIN	25414	01/23/2018	SELF & HOANG, PLLC	600.00	CHK	
MAIN	25415	01/23/2018	SHECO	84.96	CHK	
MAIN	25416	01/23/2018	SMITH'S AUTO ELECTRIC	260.00	CHK	
MAIN	25417	01/23/2018	SOUTHEAST TEXAS WATER	86.60	CHK	
MAIN	25418	01/23/2018	SOUTHERN TIRE MART, LLC	152.50	CHK	
MAIN	25419	01/23/2018	STAPLES BUSINESS ADVANTAGE	268.99	CHK	
MAIN	25420	01/23/2018	STEVE GREENE	5,475.72	CHK	
MAIN	25421	01/23/2018	T & T TIRE SERVICE	72.50	CHK	
MAIN	25422	01/23/2018	TAC	60.00	CHK	
MAIN	25423	01/23/2018	TAMMY MANUEL	443.00	CHK	
MAIN	25424	01/23/2018	TDCAA NOW TRUST FUND	700.00	CHK	
MAIN	25425	01/23/2018	TERRI HUGHES	697.40	CHK	
MAIN	25426	01/23/2018	TEXAS SECURITY SHREDDING	50.00	CHK	
MAIN	25427	01/23/2018	GEO CORRECTIONS AND DETENTION,	347,527.37	CHK	
MAIN	25428	01/23/2018	THE LIBERTY GAZETTE	378.06	CHK	
MAIN	25429	01/23/2018	TRANS UNION RISK & ALTERNATIVE	60.60	CHK	
MAIN	25430	01/23/2018	TURNER LEGAL GROUP	700.00	CHK	
MAIN	25431	01/23/2018	TX. WILDLIFE DAMAGE MGT. FD.	2,700.00	CHK	
MAIN	25432	01/23/2018	VERIZON WIRELESS	646.11	CHK	
MAIN	25433	01/23/2018	VFW	800.00	CHK	
MAIN	25434	01/23/2018	VICTOR R. SCARANO, M.D., J.D.	1,800.00	CHK	
MAIN	25435	01/23/2018	VINDICATOR & PROGRESS	174.00	CHK	
MAIN	25436	01/23/2018	WASTE MANAGEMENT	3,893.85	CHK	
MAIN	25437	01/23/2018	WAY SERVICE LTD	5,005.00	CHK	
MAIN	25438	01/23/2018	WEST GROUP PAYMENT CENTER	488.00	CHK	
MAIN	25439	01/23/2018	WHITENERS-DAYTON	406.75	CHK	
MAIN	25440	01/23/2018	WILLIAMSON LP GAS, INC.	55.00	CHK	
MAIN	25441	01/23/2018	XEROX CORPORATION	1,253.07	CHK	
MAIN	25442	01/25/2018	Y O RANCH RESORT HOTEL	616.98	CHK	
MAIN	25443	01/25/2018	JUVENILE JUSTICE ASSOCIATION O	200.00	CHK	

Bank Account	Check Number	Check Date	Payee	Amount	Type	Voided
MAIN	25444	01/25/2018	KELLY SEMIEN	182.84	CHK	02/01/2018
MAIN	25445	01/25/2018	TREY MCCONNELL	108.00	CHK	
MAIN	25446	01/25/2018	ANTHONY SCOTT	108.00	CHK	
MAIN	25447	01/25/2018	KELLY SEMIEN	120.00	CHK	
MAIN	25448	01/25/2018	LUCY TREVIZO	120.00	CHK	
MAIN	25449	01/25/2018	ADAPT PROGRAMS, LLC	1,260.00	CHK	
MAIN	25450	01/25/2018	VALERO MARKETING & SUPPLY CO.	204.22	CHK	
MAIN	25451	01/25/2018	DAYTON POSTMASTER	102.00	CHK	
MAIN	25452	01/29/2018	CMRS-PB	3,000.00	CHK	
MAIN	25453	01/29/2018	SHARI RIPKOWSKI	778.62	CHK	
MAIN	25454	01/29/2018	RENT-A-CENTER	559.00	CHK	
MAIN	25455	01/29/2018	AUDRA VAUGHN	124.00	CHK	
MAIN	25456	01/29/2018	JOHNNY RAY SCOTT	276.00	CHK	
MAIN	25457	01/29/2018	MICHAEL HUMPHREY	238.00	CHK	01/29/2018
MAIN	25458	01/29/2018	LANE MARCOTTE	340.38	CHK	01/29/2018
MAIN	25459	01/29/2018	RENEE SANDERSON	76.00	CHK	
MAIN	25460	01/29/2018	GREGORIO ESPINOSA	154.00	CHK	
MAIN	25461	01/29/2018	PALAIS ROYAL	308.00	CHK	
MAIN	25462	01/29/2018	WALMART STORE #1186	458.97	CHK	
MAIN	25463	01/29/2018	LIBERTY COUNTY DIST. ATTORNEY'	180.00	CHK	
MAIN	25464	01/29/2018	LIBERTY CO ATTORNEY'S OFFICE	557.85	CHK	
MAIN	25465	01/29/2018	TEXAS DEPT. OF PUBLIC SAFETY	536.00	CHK	
MAIN	25466	01/29/2018	TEXAS DEPT. OF PUBLIC SAFETY	20.00	CHK	
MAIN	25467	01/29/2018	ALICIA MARIE WASHINGTON	28.00	CHK	
MAIN	25468	01/29/2018	WALGREENS	150.93	CHK	
MAIN	25469	01/29/2018	LANE MARCOTTE	576.00	CHK	
MAIN	25470	01/29/2018	MICHAEL HUMPHREY	776.00	CHK	
MAIN	25471	01/31/2018	AFLAC	13,710.21	CHK	
MAIN	25472	01/31/2018	HARTFORD LIFE INSURANCE COMPAN	96.20	CHK	
MAIN	25473	01/31/2018	LEGALSHIELD	15.94	CHK	
MAIN	25474	01/31/2018	LIBERTY CO TEACHER CRED UNION	2,989.18	CHK	
MAIN	25475	01/31/2018	LIBERTY COUNTY BENEFITS & INSU	7,671.26	CHK	
MAIN	25476	01/31/2018	LIBERTY COUNTY INSURANCE & BEN	234,514.26	CHK	
MAIN	25477	01/31/2018	LIBERTY COUNTY PAYROLL	6,316.33	CHK	
MAIN	25478	01/31/2018	LIBERTY COUNTY PAYROLL	4,489.48	CHK	
MAIN	25479	01/31/2018	LIBERTY COUNTY PAYROLL	100.00	CHK	
MAIN	25480	01/31/2018	LIBERTY COUNTY PAYROLL CLEARIN	343,253.14	CHK	
MAIN	25481	01/31/2018	LIBERTY COUNTY PAYROLL CLEARIN	81,909.80	CHK	
MAIN	25482	01/31/2018	LIBERTY COUNTY PAYROLL CLEARIN	19,156.34	CHK	
MAIN	25483	01/31/2018	LIBERTY COUNTY PAYROLL CLEARIN	54,046.28	CHK	
MAIN	25484	01/31/2018	LIBERTY COUNTY PAYROLL CLEARIN	495,599.33	CHK	
MAIN	25485	01/31/2018	NATIONWIDE RETIREMENT SOLUTION	890.00	CHK	
MAIN	25486	01/31/2018	SOCIAL SECURITY ADMINISTRATION	172.78	CHK	
MAIN	25487	01/31/2018	THE HARTFORD	767.00	CHK	
MAIN	25488	01/31/2018	VALIC C/O JP MORGAN CHASE	721.00	CHK	
MAIN	25489	01/30/2018	SIERRA SPRINGS	20.48	CHK	
MAIN	25490	01/30/2018	TRANS UNION RISK & ALTERNATIVE	280.00	CHK	
MAIN	25491	01/30/2018	WALMART COMMUNITY/GE CONSUMERS	343.15	CHK	
MAIN	25492	01/30/2018	A S C O EQUIPMENT	1,723.21	CHK	
MAIN	25493	01/30/2018	A-1 TEL-COM SECURITY	1,522.85	CHK	
MAIN	25494	01/30/2018	ADAMS MAINTENANCE, LLC	101.24	CHK	
MAIN	25495	01/30/2018	AKIN'S AUTO & SERVICE CENTER	1,285.88	CHK	

Bank Account	Check Number	Check Date	Payee	Amount	Type	Voided
MAIN	25496	01/30/2018	ALLIED ELEVATOR	300.00	CHK	
MAIN	25497	01/30/2018	ALLISON TROUSDALE	1,575.00	CHK	
MAIN	25498	01/30/2018	AMANDA BROOKS	530.28	CHK	
MAIN	25499	01/30/2018	AMERICAN INDUSTRIAL - CLEVELAN	86.78	CHK	
MAIN	25500	01/30/2018	AMERICAN SCREENING CORP.	382.95	CHK	
MAIN	25501	01/30/2018	AMY BOLES	6.00	CHK	
MAIN	25502	01/30/2018	ANDRES FERNANDEZ=DIAZ	3,300.00	CHK	
MAIN	25503	01/30/2018	ANN'S SEAFOOD	118.18	CHK	
MAIN	25504	01/30/2018	AT & T	79.51	CHK	
MAIN	25505	01/30/2018	AT&T	1,023.56	CHK	
MAIN	25506	01/30/2018	B & H PHOTO	885.50	CHK	
MAIN	25507	01/30/2018	BEST BUY	501.65	CHK	
MAIN	25508	01/30/2018	BICKERSTAFF HEATH DELGADO ACOS	1,435.50	CHK	
MAIN	25509	01/30/2018	BILL SPEERS	500.00	CHK	
MAIN	25510	01/30/2018	BOOT BARN - STORE # 157	2,535.08	CHK	
MAIN	25511	01/30/2018	BRETT AUDILET	16.25	CHK	
MAIN	25512	01/30/2018	BROOKSHIRE BROS LTD.	190.39	CHK	
MAIN	25513	01/30/2018	BROOKSIDE EQUIPMENT SALES, INC	412.36	CHK	
MAIN	25514	01/30/2018	BYERS TRUCK & TRAILER	7.00	CHK	
MAIN	25515	01/30/2018	CANON SOLUTIONS AMERICA	52.96	CHK	
MAIN	25516	01/30/2018	CENTERPOINT ENERGY ENTEX	43.88	CHK	
MAIN	25517	01/30/2018	CERTIFIED LABORATORIES	1,374.35	CHK	
MAIN	25518	01/30/2018	CHACHERE VET CLINIC	760.00	CHK	
MAIN	25519	01/30/2018	CHAPMAN AIR CONDITIONING AND H	340.00	CHK	
MAIN	25520	01/30/2018	CHARLES DEAN BURTON	6.00	CHK	
MAIN	25521	01/30/2018	CHRISTINE TAYLOR	25.00	CHK	
MAIN	25522	01/30/2018	CHRISTUS ST. ELIZABETH HOSPITA	1,083.00	CHK	
MAIN	25523	01/30/2018	CIARA B. TANNER	2,250.00	CHK	
MAIN	25524	01/30/2018	CINTAS CORPORATION NO. 2	43.11	CHK	
MAIN	25525	01/30/2018	CIOX HEALTH	120.71	CHK	
MAIN	25526	01/30/2018	CIRCLE H. GENERAL STORE	444.21	CHK	
MAIN	25527	01/30/2018	CITY OF CLEVELAND	470.88	CHK	
MAIN	25528	01/30/2018	CITY OF LIBERTY	38.78	CHK	
MAIN	25529	01/30/2018	CLAWSON'S COPY SHOPPE	456.81	CHK	
MAIN	25530	01/30/2018	CLEAR	432.71	CHK	
MAIN	25531	01/30/2018	CLEVELAND FIRE DEPT.	7,416.67	CHK	
MAIN	25532	01/30/2018	CLIFTON V. SMITH COURT REPORT	1,576.00	CHK	
MAIN	25533	01/30/2018	COASTAL WELDING SUPPLY	592.79	CHK	
MAIN	25534	01/30/2018	COMCAST	10,902.36	CHK	
MAIN	25535	01/30/2018	COMPUTER SOLUTIONS	185.00	CHK	
MAIN	25536	01/30/2018	CORRECTIONS SOFTWARE SOLUTIONS	450.00	CHK	
MAIN	25537	01/30/2018	CURTIS & SON VACUUM CORP.	5,201.42	CHK	
MAIN	25538	01/30/2018	CYPRESS LAKES VOLUNTEER FIRE D	2,500.00	CHK	
MAIN	25539	01/30/2018	DALEAH RACHELL JACKSON	6.00	CHK	
MAIN	25540	01/30/2018	DAN BRADLEY	3,600.00	CHK	
MAIN	25541	01/30/2018	DARE AMERICA MERCHANDISE	336.00	CHK	
MAIN	25542	01/30/2018	DAYTON VFD	5,416.67	CHK	
MAIN	25543	01/30/2018	DE LAGE LANDEN FINANCIAL SVCS,	163.91	CHK	
MAIN	25544	01/30/2018	DEVERS VFD	2,250.00	CHK	
MAIN	25545	01/30/2018	DONALD LANCE WILKERSON	6.00	CHK	
MAIN	25546	01/30/2018	DYNAMIC POWER SYSTEMS	349.75	CHK	
MAIN	25547	01/30/2018	ENTERGY	1,849.27	CHK	

Bank Account	Check Number	Check Date	Payee	Amount	Type	Voided
MAIN	25548	01/30/2018	EUGENE HONG	1,350.00	CHK	
MAIN	25549	01/30/2018	EXPRESS LUBE OF LIBERTY	44.45	CHK	
MAIN	25550	01/30/2018	F M M S HOLDINGS OF TEXAS, LLC	1,950.00	CHK	
MAIN	25551	01/30/2018	FARRAH F. HARPER	2,500.00	CHK	
MAIN	25552	01/30/2018	FILEX SYSTEMS INC.	1,550.00	CHK	
MAIN	25553	01/30/2018	G & K SERVICES	1,380.23	CHK	
MAIN	25554	01/30/2018	GALLS, LLC	1,657.70	CHK	
MAIN	25555	01/30/2018	GHS, LTD	25,937.83	CHK	
MAIN	25556	01/30/2018	GOOD PROMOTIONS	275.00	CHK	
MAIN	25557	01/30/2018	HALLSIGNS	468.74	CHK	
MAIN	25558	01/30/2018	HARDIN VFD	1,250.00	CHK	
MAIN	25559	01/30/2018	HEWLETT PACKARD CORP.	977.00	CHK	
MAIN	25560	01/30/2018	HIGHWAY 321 VFD	5,916.67	CHK	
MAIN	25561	01/30/2018	HULL-DAISETTA VFD	2,083.33	CHK	
MAIN	25562	01/30/2018	ISI COMMERCIAL REFRIGERATION	376.00	CHK	
MAIN	25563	01/30/2018	JAMES M. GOTT	2,150.04	CHK	
MAIN	25564	01/30/2018	JAMIE M. HUDSPETH	330.00	CHK	
MAIN	25565	01/30/2018	JAX	107.98	CHK	
MAIN	25566	01/30/2018	JOHN J. HEBERT DIST. INC.	9,830.63	CHK	
MAIN	25567	01/30/2018	JUDGE JOHN COSELLI	62.15	CHK	
MAIN	25568	01/30/2018	KAYLA HERRINGTON	1,613.12	CHK	
MAIN	25569	01/30/2018	KEATON D. KIRKWOOD	150.00	CHK	
MAIN	25570	01/30/2018	KENEFICK VFD	1,000.00	CHK	
MAIN	25571	01/30/2018	KONICA MINOLTA BUSINESS SOLUTI	307.37	CHK	
MAIN	25572	01/30/2018	LAWMAN'S UNIFORM & EQUIP., CO.	184.39	CHK	
MAIN	25573	01/30/2018	LAWSON PRODUCTS, INC.	702.53	CHK	
MAIN	25574	01/30/2018	LES HULSEY	164.91	CHK	
MAIN	25575	01/30/2018	LETICIA LONGMILES	600.00	CHK	
MAIN	25576	01/30/2018	LIBERTY CO TAX OFC	7.50	CHK	
MAIN	25577	01/30/2018	LIBERTY COMPUTER SYSTEMS, INC	1,200.00	CHK	
MAIN	25578	01/30/2018	LIBERTY FIRE DEPT.	916.67	CHK	
MAIN	25579	01/30/2018	LIBERTY MATERIAL, INC.	2,211.96	CHK	
MAIN	25580	01/30/2018	LIBERTY MEDICAL SURGICAL CLINI	228.00	CHK	
MAIN	25581	01/30/2018	LIBERTY PEST CONTROL	75.00	CHK	
MAIN	25582	01/30/2018	LIBERTY POLICE DEPARTMENT	450.00	CHK	
MAIN	25583	01/30/2018	LIBERTY-DAYTON CHRYSLER DODGE	97.19	CHK	
MAIN	25584	01/30/2018	LOWE'S TIRE CENTER	400.00	CHK	
MAIN	25585	01/30/2018	LUCY TREVIZO	68.00	CHK	
MAIN	25586	01/30/2018	MANATRON	69,817.60	CHK	
MAIN	25587	01/30/2018	MARSH WATERPROOFING, INC	64,500.00	CHK	
MAIN	25588	01/30/2018	MCCOY'S	73.41	CHK	
MAIN	25589	01/30/2018	MICHELLE MANGUM-MERENDINO	5,475.00	CHK	
MAIN	25590	01/30/2018	MILAM DISCOUNT TIRE	1,692.35	CHK	
MAIN	25591	01/30/2018	MONTGOMERY COUNTY JUVENILE DEP	6,600.00	CHK	
MAIN	25592	01/30/2018	MOSS BLUFF VFD	1,916.67	CHK	
MAIN	25593	01/30/2018	MUSTANG RENTAL	432.14	CHK	
MAIN	25594	01/30/2018	NEAL FUNERAL HOME	500.00	CHK	
MAIN	25595	01/30/2018	NET DATA	1,174.00	CHK	
MAIN	25596	01/30/2018	NORTH LIBERTY VFD	3,833.33	CHK	
MAIN	25597	01/30/2018	O'REILLY AUTOMOTIVE STORES, IN	4,316.04	CHK	
MAIN	25598	01/30/2018	OFFICE DEPOT	4,042.50	CHK	
MAIN	25599	01/30/2018	OMNIBASE SERVICES, INC.	2,436.00	CHK	

Bank Account	Check Number	Check Date	Payee	Amount	Type	Voided
MAIN	25600	01/30/2018	PACK, SHIP & COPY	22.61	CHK	
MAIN	25601	01/30/2018	PAVERS SUPPLY	327.54	CHK	
MAIN	25602	01/30/2018	PLASTIX PLUS LLC	3,175.00	CHK	
MAIN	25603	01/30/2018	PLUM GROVE VFD	4,166.67	CHK	
MAIN	25604	01/30/2018	POTETZ HOME CENTER	227.14	CHK	
MAIN	25605	01/30/2018	POTETZ HOME CENTER	100.70	CHK	
MAIN	25606	01/30/2018	PRECISE SAFETY & CONSULTING, I	120.00	CHK	
MAIN	25607	01/30/2018	PRO-VISION, INC.	610.00	CHK	
MAIN	25608	01/30/2018	PRODUCTION EQUIPMENT SUPPLY C	237.68	CHK	
MAIN	25609	01/30/2018	QUILL	2,453.71	CHK	
MAIN	25610	01/30/2018	R.B. EVERETT & COMPANY	548.00	CHK	
MAIN	25611	01/30/2018	READYREFRESH	45.20	CHK	
MAIN	25612	01/30/2018	REBA A. EICHELBERGER	2,025.00	CHK	
MAIN	25613	01/30/2018	RED THE UNIFORM TAILOR	140.06	CHK	
MAIN	25614	01/30/2018	REPUBLIC SERVICES, INC.	2,995.00	CHK	
MAIN	25615	01/30/2018	RICK THOMPSON	335.00	CHK	
MAIN	25616	01/30/2018	RICOH	1,081.80	CHK	
MAIN	25617	01/30/2018	ROGER CHRISCO	150.00	CHK	
MAIN	25618	01/30/2018	ROY FLORA	98.86	CHK	
MAIN	25619	01/30/2018	SARAH ELLIS IVERSON	850.00	CHK	
MAIN	25620	01/30/2018	SHECO	98.17	CHK	
MAIN	25621	01/30/2018	SIERRA SPRINGS	73.19	CHK	
MAIN	25622	01/30/2018	SIRCHIE FINGER PRINT LABORATOR	388.91	CHK	
MAIN	25623	01/30/2018	SMART'S TRUCK & TRAILER EQUIP	3,489.00	CHK	
MAIN	25624	01/30/2018	SOUTH LIBERTY CO. HAZARDOUS	2,916.67	CHK	
MAIN	25625	01/30/2018	SOUTHEAST TEXAS WATER	33.88	CHK	
MAIN	25626	01/30/2018	SOUTHERN TIRE MART, LLC	1,382.69	CHK	
MAIN	25627	01/30/2018	STAPLES BUSINESS ADVANTAGE	45.99	CHK	
MAIN	25628	01/30/2018	TAC	725.00	CHK	
MAIN	25629	01/30/2018	TARKINGTON VFD	6,833.33	CHK	
MAIN	25630	01/30/2018	TEXAS ASSOCIATION OF COUNTIES	230.00	CHK	
MAIN	25631	01/30/2018	TEXAS ASSOCIATION OF COUNTIES	60.00	CHK	
MAIN	25632	01/30/2018	TEXAS JUSTICE COURT TRAINING	600.00	CHK	
MAIN	25633	01/30/2018	TEXAS PARKS & WILDLIFE	1,166.60	CHK	
MAIN	25634	01/30/2018	THE POUNCIL LAW FIRM PLLC	100.00	CHK	
MAIN	25635	01/30/2018	THOMAS M. WHITWORTH	590.00	CHK	
MAIN	25636	01/30/2018	TREY MCCONNELL	99.10	CHK	
MAIN	25637	01/30/2018	TRINITY MATERIAL, INC.	2,666.60	CHK	
MAIN	25638	01/30/2018	TURNER PLUMBING	191.51	CHK	
MAIN	25639	01/30/2018	TX. DEPT. OF STATE HEALTH SERV	305.61	CHK	
MAIN	25640	01/30/2018	VERIZON WIRELESS	1,078.36	CHK	
MAIN	25641	01/30/2018	VFW	600.00	CHK	
MAIN	25642	01/30/2018	VOYAGER FLEET SYSTEMS, INC.	769.05	CHK	
MAIN	25643	01/30/2018	VULCAN CONSTRUCTION MATERIAL L	4,575.62	CHK	
MAIN	25644	01/30/2018	WASTE MANAGEMENT	3,479.05	CHK	
MAIN	25645	01/30/2018	WEST GROUP PAYMENT CENTER	1,671.87	CHK	
MAIN	25646	01/30/2018	WESTERN AUTO ASSOCIATE STORE	79.99	CHK	
MAIN	25647	01/30/2018	WESTLAKE VFD	583.33	CHK	
MAIN	25648	01/30/2018	WHITENER ENTERPRISES INC.	5,008.53	CHK	
MAIN	25649	01/30/2018	WOODPECKER VFD	1,000.00	CHK	
MAIN	25650	01/30/2018	XEROX CORPORATION	737.62	CHK	

7 TOTAL VOIDED CHECKS	1,269.32
616 TOTAL CHECKS	3,992,788.58
0 TOTAL ELECTONIC PAYMENTS	0.00
0 TOTAL PAYROLL CHECKS	0.00
0 TOTAL ACH TRANSACTIONS	0.00

616 TOTAL ALL CHECKS	3,992,788.58